

SAFE VEHICLE POSITIONING



TRAFFIC INCIDENT MANAGEMENT
SAFER, TOGETHER

What is safe vehicle positioning?

Tactically positioning responder vehicles on-scene for protection during incident response and safe traffic flow.

FHWA TIM SELF-ASSESSMENT

Nebraska scored lower on tactical questions about having standard policies and procedures on topics like **safe vehicle positioning**.



How can we improve?

- Does your agency have a procedure?
- Does your procedure need revisions or updates?

Include key safe vehicle positioning procedure components:

- Use temporary traffic control (signs, cones) to establish a safe work space.
- Close the entire lane when needed and only as long as needed.
- Consider safe, quick clearance when opening lanes.
- Use emergency vehicle light discipline. Dim and turn off forward facing lights when appropriate.
- Position the largest vehicle at the beginning of the work space.








Considerations

- Buffer zone
- Angled or parallel blocking
- Hills and curves
- Sight distance
- Weather
- Impact to visibility (vehicle markings or emergency-vehicle lighting)



Safer for us,
Safer for them!

Establish a safe work zone

-  **ROAD MAINTENANCE** – park large vehicles (attenuators, dump trucks, etc.) upstream for additional lane blocking maneuvers
-  **LAW ENFORCEMENT** – first vehicle on scene establishes initial lane blocking position upstream
-  **FIRE** – larger vehicle (harder to move when hit) establishes main lane block upstream
-  **EMS** – position immediately downstream for safe patient handling and loading and easy departure from the scene
-  **TOW** – position farther downstream to back up and begin vehicle recovery
-  **ROAD SUPERVISOR** – stage vehicles far downstream or well off (on an adjacent) the roadway
-  **COUNTY ATTORNEY, MEDIA** – direct all similar vehicles to park safely away from the working incident scene downstream or well off (on an adjacent) the roadway

Quick Tips

As you approach each scene:

- Think tactically about positioning vehicles
- Watch out for each other
- Communicate safety concerns

Contact us at: tj.kripal@nebraska.gov
or (402) 479-3878

