

## Attachment D

### NDOT Mowing Details & Safety

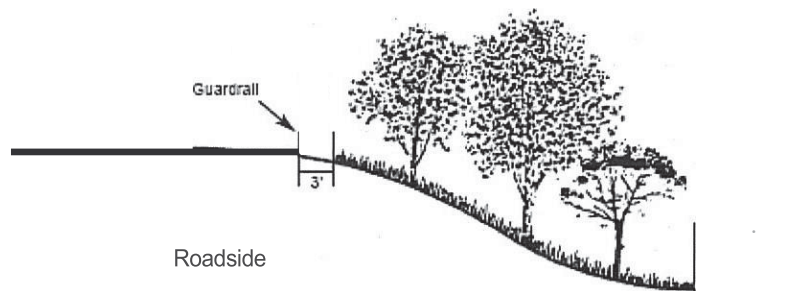


#### Mowing Requirements

Right of Way mowing is necessary for NDOT to meet its objectives for traveler safety and for controlling problem vegetation. Right of way mowing is defined as machine rotary mowing of vegetation along the highway.

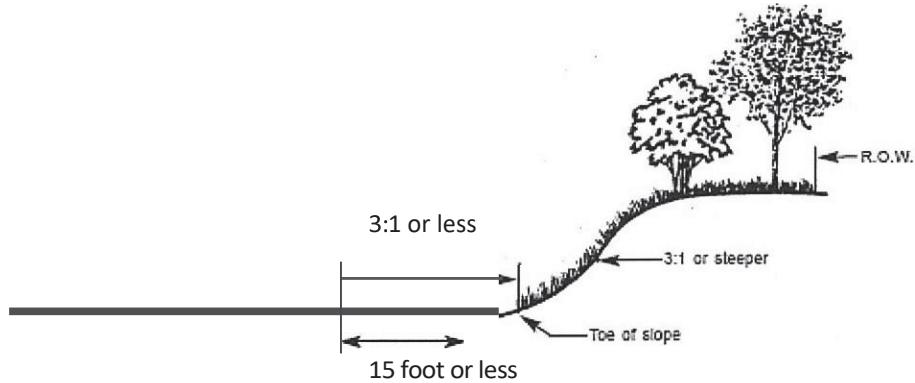
#### Mowing Details

- A. Guardrails - mow to a minimum of 3 feet behind guardrail, when the slope beyond the guardrail is steeper than 3:1.
- B. All areas around, under and in front of guardrails are to be mowed clear of vegetation.



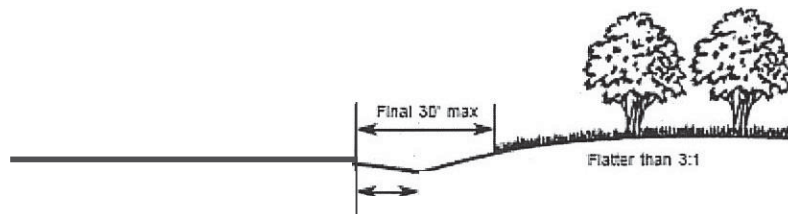
- C. Mowing is not required on slopes that are 3:1 or steeper. Mowing section for final snow mowing is to be extended as much as practical towards the toe of the slope as shown in the diagram below. Do not mow up the slope.

- D. Do not mow beyond the toe of the slope, regardless if it's within the 15-foot or snow control limits.

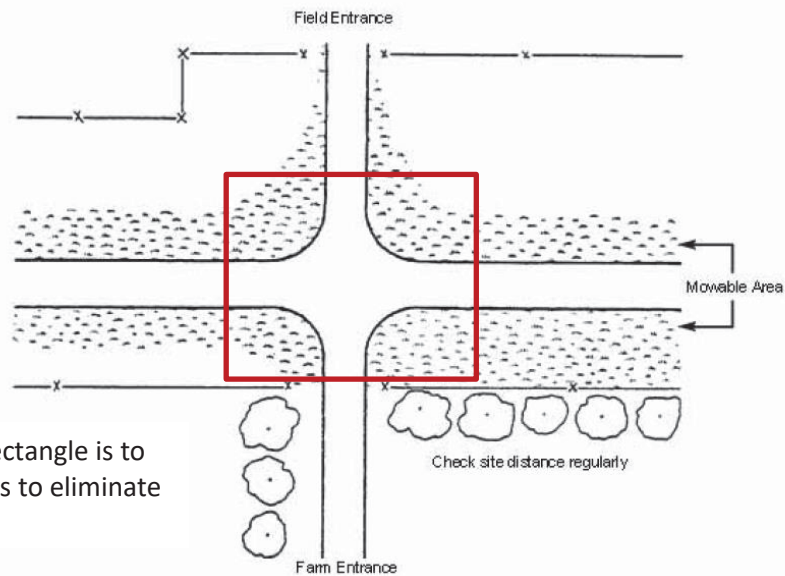


- E. Slopes that are flatter than 3:1, either in a cut or fill section shall be mowed as shown in this diagram for snow control.

**Snow control mowing**

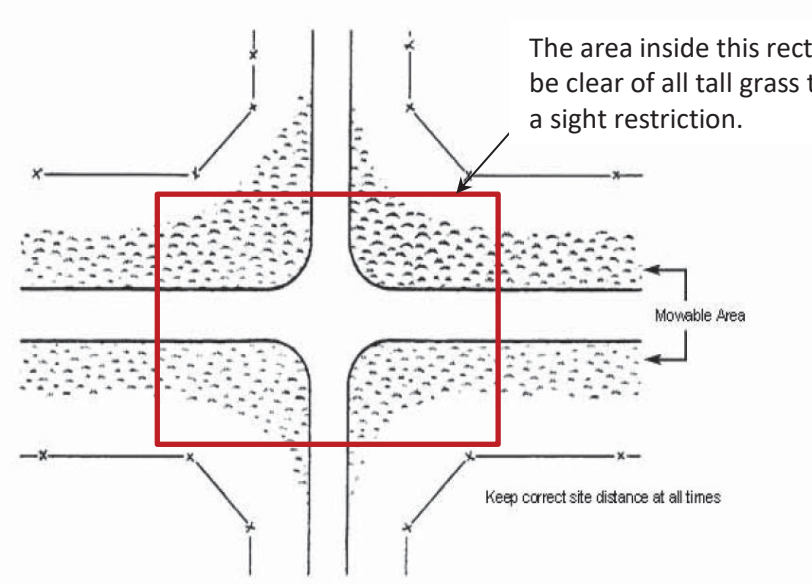


**F - FIELD ENTRANCE MOWING DIAGRAM**

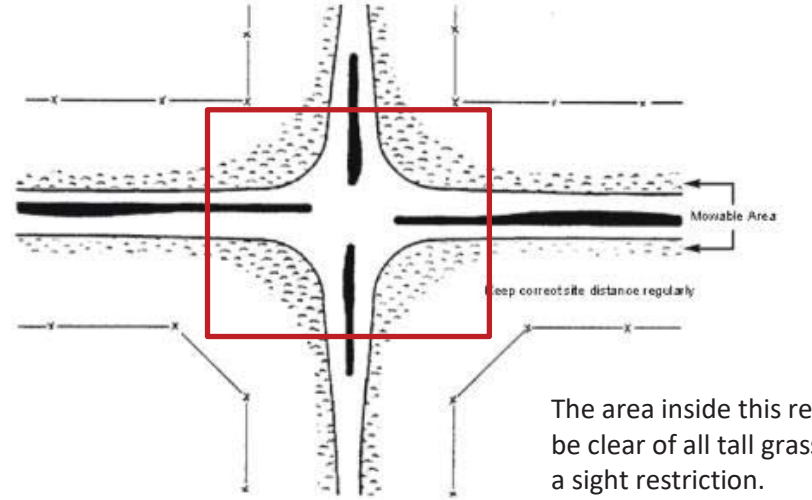


The area inside this rectangle is to be clear of all tall grass to eliminate a sight restriction.

**G – COUNTY ROAD INTERSECTION MOWING DIAGRAM**

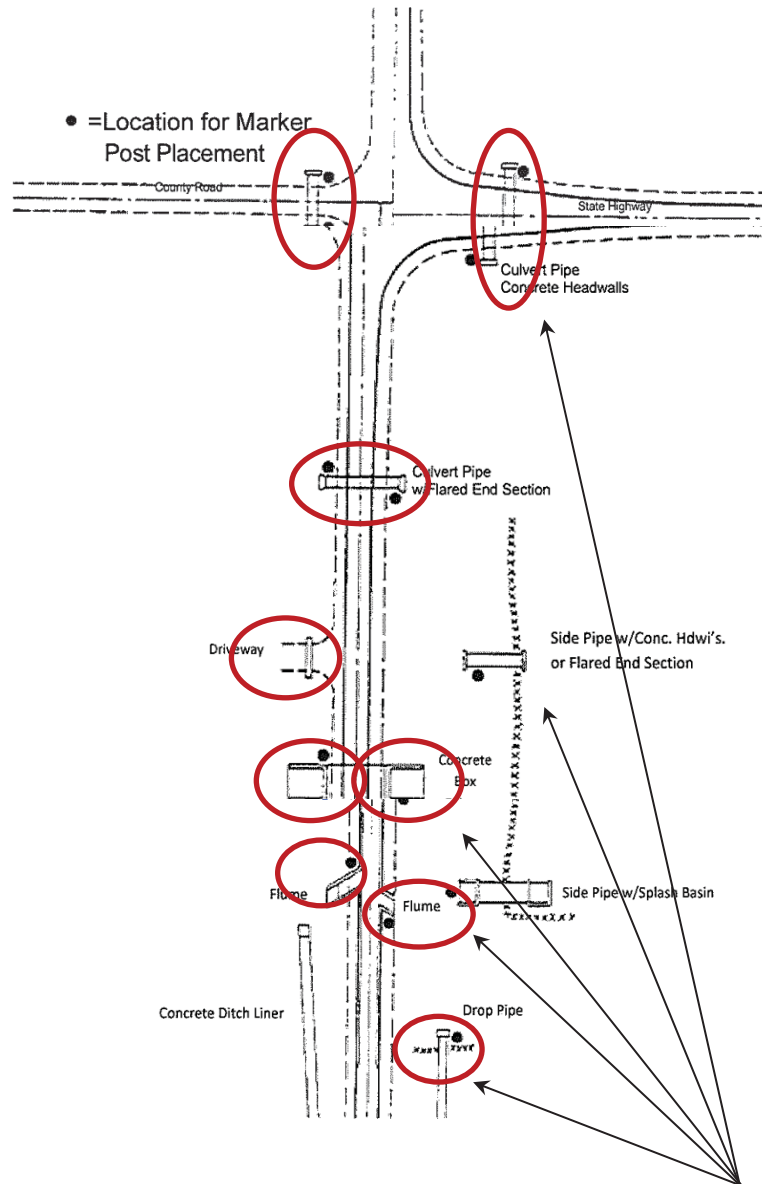


**H – HIGHWAY INTERSECTION MOWING DIAGRAM**



# I – TYPICAL INSTALLATION OF MARKER POSTS

The following roadway indicates typical placement of marker posts. Care shall be exercised in marker post placement to avoid damage to culvert pipe headwalls, parapet walls, etc.



The area around the delineators, object markers and obstacle is to be clear from all tall grass as identified with a red oval if it's in the area that is machine mowed.