

# 2023 ANNUAL REPORT

# DRUG EVALUATION & CLASSIFICATION PROGRAM





# Table of Contents

About IACP..... 1

DEC Program Background..... 1

2023 Drug Evaluation and Classification Program Notable Accomplishments ..... 2

Executive Summary ..... 3

Enforcement Information ..... 5

U.S. DECP States Totals ..... 9

DECP States ..... 12

Canada DECP Totals ..... 53





## About IACP

The International Association of Chiefs of Police (IACP) is the world's largest and most influential professional association for police leaders. With more than 34,000 members in 174 countries, the IACP is a recognized leader in global policing. Since 1893, the association has been speaking out on behalf of law enforcement and advancing leadership and professionalism in policing worldwide.

The IACP is known for its commitment to shaping the future of the police profession. Through timely research, programming, and unparalleled training opportunities, the IACP is preparing current and emerging police leaders—and the agencies and communities they serve—to succeed in addressing the most pressing issues, threats, and challenges of the day.

The IACP is a not-for-profit 501c (3) organization headquartered in Alexandria, Virginia. The IACP is the publisher of the *Police Chief* magazine, the leading periodical for law enforcement executives, and the host of the IACP Annual Conference, the largest police educational and technology exposition in the world. IACP membership is open to law enforcement professionals of all ranks, as well as non-sworn leaders across the criminal justice system. Learn more about the IACP at [theIACP.org](http://theIACP.org).

## DEC Program Background

Since 1984, the National Highway Traffic Safety Administration (NHTSA) has supported the Drug Evaluation Classification (DEC) Program, often referred to as the Drug Recognition Expert (DRE) Training Program. Initially developed by the Los Angeles, California, Police Department in the 1970s, DRE training has been validated through both laboratory and field studies. In 1987, NHTSA asked the Highway Safety Committee of the IACP to participate in the development and expansion of the DEC Program throughout the US, as well as to oversee the credentialing of certified DREs. Since that time, the program has grown both nationally and internationally. Additionally, IACP's role in coordinating and overseeing the program has expanded. With the proliferation of drugged driving and changing drug laws, the need for DREs remains critical. The DEC Program is at the forefront of equipping law enforcement officers with the tools necessary to identify drug-impaired drivers and make roadways safer.



# 2023 Drug Evaluation Classification Program Notable Accomplishments

**D**EC Program state coordinators track the number of evaluations performed annually, and the list below recognizes DREs who have conducted more than 100 enforcement evaluations.

**Officer Chandler Brazil**, 208 evaluations, Sherman Police Department, Mississippi

**Officer Paul Clark**, 115 evaluations, Sierra Vista Police Department, Arizona

In addition, 11 DREs conducted more than 50 enforcement evaluations in 2023.

**Officer Philip Treadway**, 86 evaluations, Pennsylvania State Police

**Officer Audrey Grégorio**, 55 evaluations, Sûreté du Québec, QC, Canada

**Officer Casey Lehman**, 78 evaluations, Elkhart County Sheriff's Office, Indiana

**Officer Dylan Rasmussen**, 54 evaluations, Iowa State Patrol

**Officer Nathan Powers**, 73 evaluations, Pittsburgh Police Department, Pennsylvania

**Detective Paul Quick**, 53 evaluations, St. Charles Parish Sheriff's Office, Louisiana

**Officer Antonio Tramonte**, 71 evaluations, North Catasauqua Police Department, Pennsylvania

**Officer Robert Marshall**, 52 evaluations, Pennsylvania State Police

**Officer Amanda Cook**, 70 evaluations, Mesa Police Department, Arizona

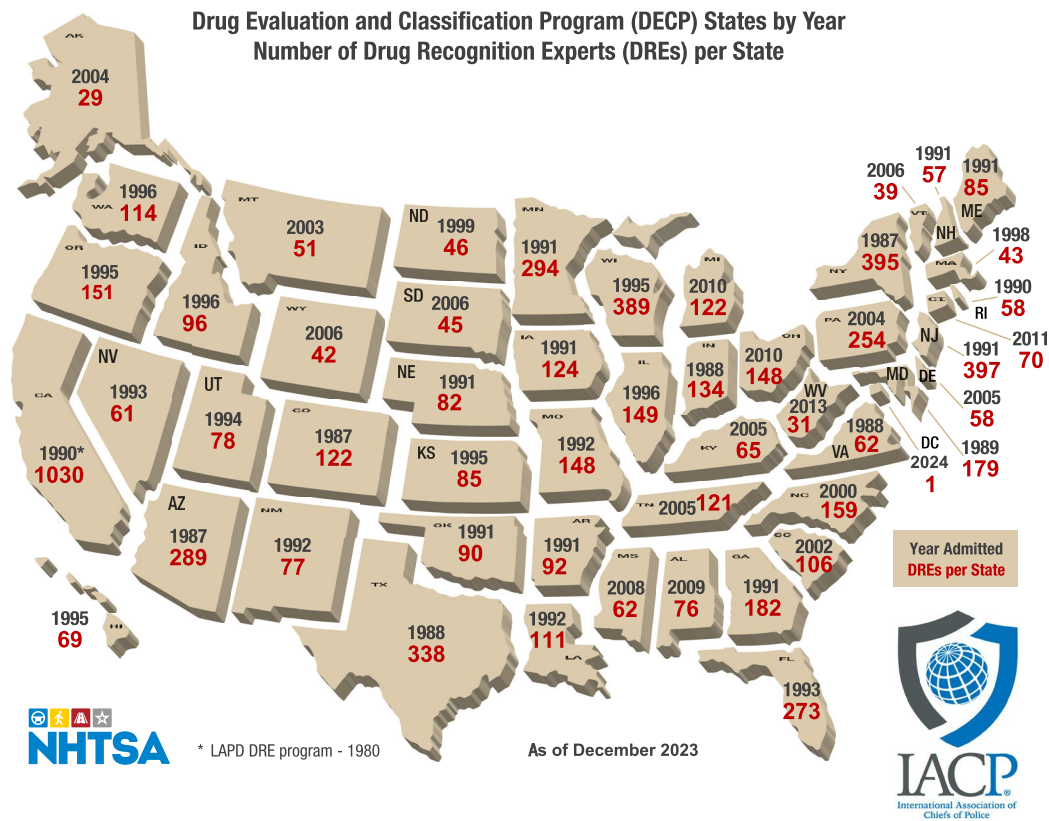
**Officer Jason Nothstein**, 51 evaluations, Walnutport Police Department, Pennsylvania

**Officer Adam Bell**, 64 evaluations, Muscatine County Sheriff's Office, Iowa



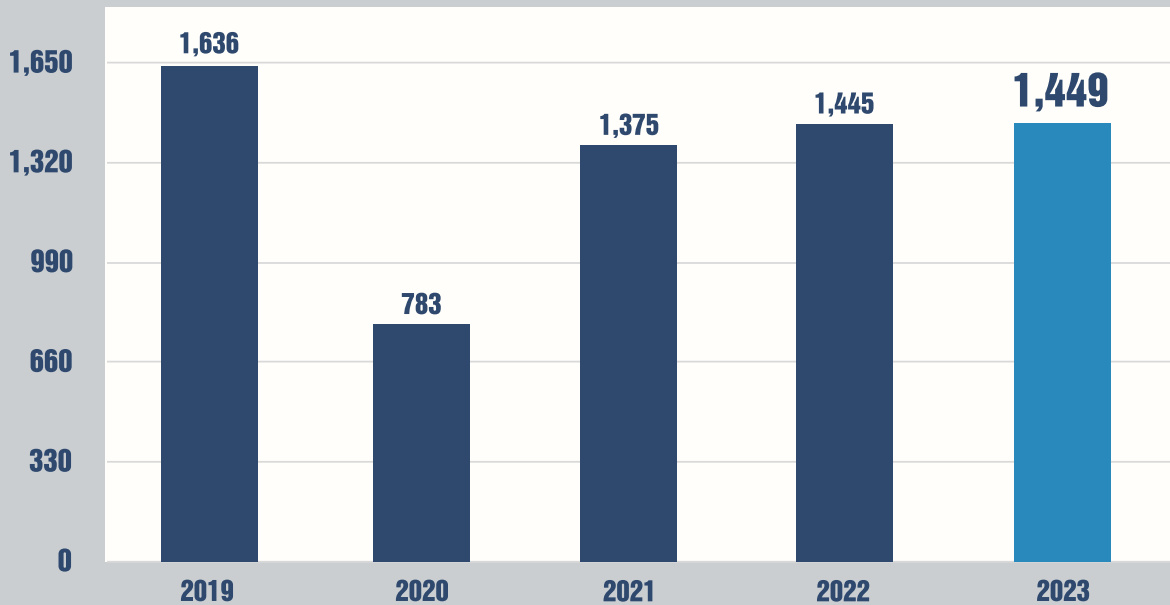
# Executive Summary

Per the DEC Program state coordinator reports, there were 8,264 DREs in the US as of December 31, 2023. There were 2,071 DREs employed by state police or highway patrol agencies; 4,388 were affiliated with city police or municipal agencies; 1,326 were with sheriff's departments; 22 were with tribal agencies, and 452 were with U.S. Military Police or other federal law enforcement agencies, such as U.S. Park Police, U.S. Fish and Wildlife Service, motor carrier compliance. Of the 8,264 DREs in the US, 1,636 were also DRE instructors. In addition to the U.S. DREs, there were 827 DREs in Canada at the end of 2023. There were 2,891 law enforcement agencies in the US in 2023 in which a DRE served within the organization.



# DREs

## TRAINED IN THE UNITED STATES 2019–2023



Across the US, many state DEC Programs continue struggling to recruit new DREs due to staffing levels in the agencies. There were 100 DRE schools conducted in 2023, training 1,449 officers as DREs. These results represented a decrease of 9 schools from 2022, but an increase of 4 more students than in 2022. Additionally, there were 40 DRE instructor schools conducted, training 230 DRE instructors in the US, an increase of 3 schools and 51 more students than in the previous year. Since 2010, 1,239 DRE schools have been conducted in the U.S.

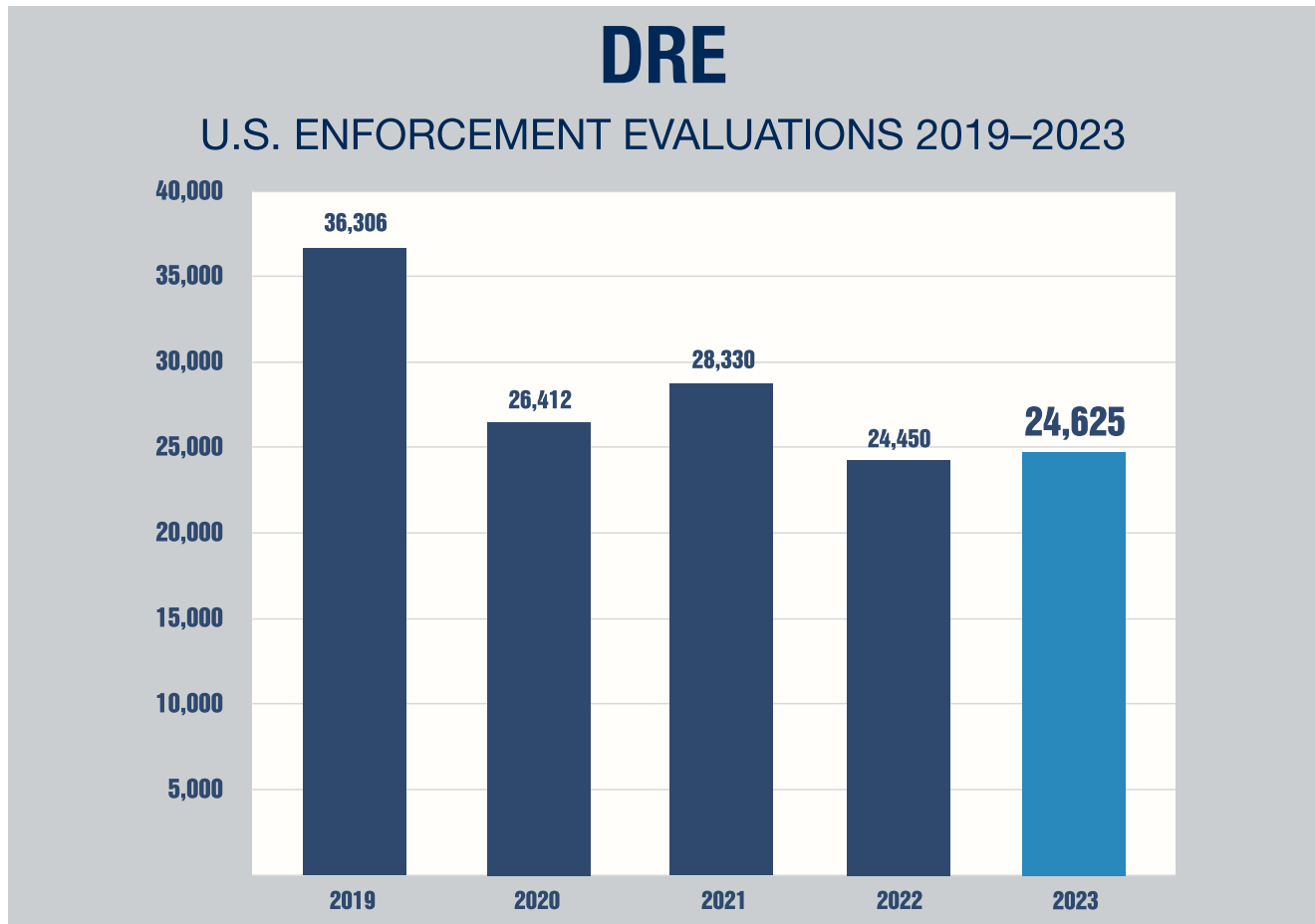
There were 178 DRE recertification courses conducted in 40 states during 2023, up from 160 in 2022.

DRE instructors were instrumental in providing both Standardized Field Sobriety Testing (SFST) and SFST Instructor Development Courses (IDC) in the US in 2023. At least 1,248 SFST practitioner courses were conducted in the US in 2023, training 23,403 police officers. In addition, there were 139 SFST IDCs, providing 1,923 new SFST instructors.



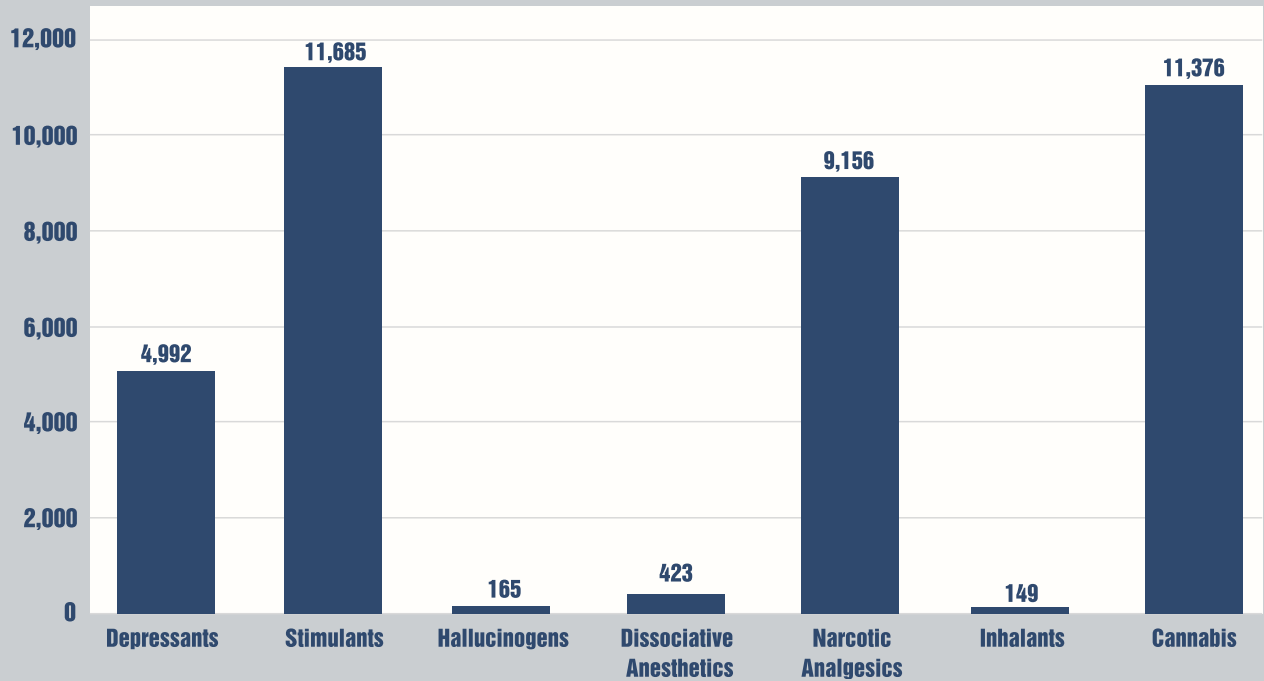
# Enforcement Information

In 2023, 37,727 DRE drug influence evaluations, representing the enforcement and training environments, were reported by the DRE state coordinators. Of those, 24,625 were enforcement evaluations, and 13,089 were training evaluations. The 24,625 enforcement evaluations represent an increase of 175 evaluations from 2022.



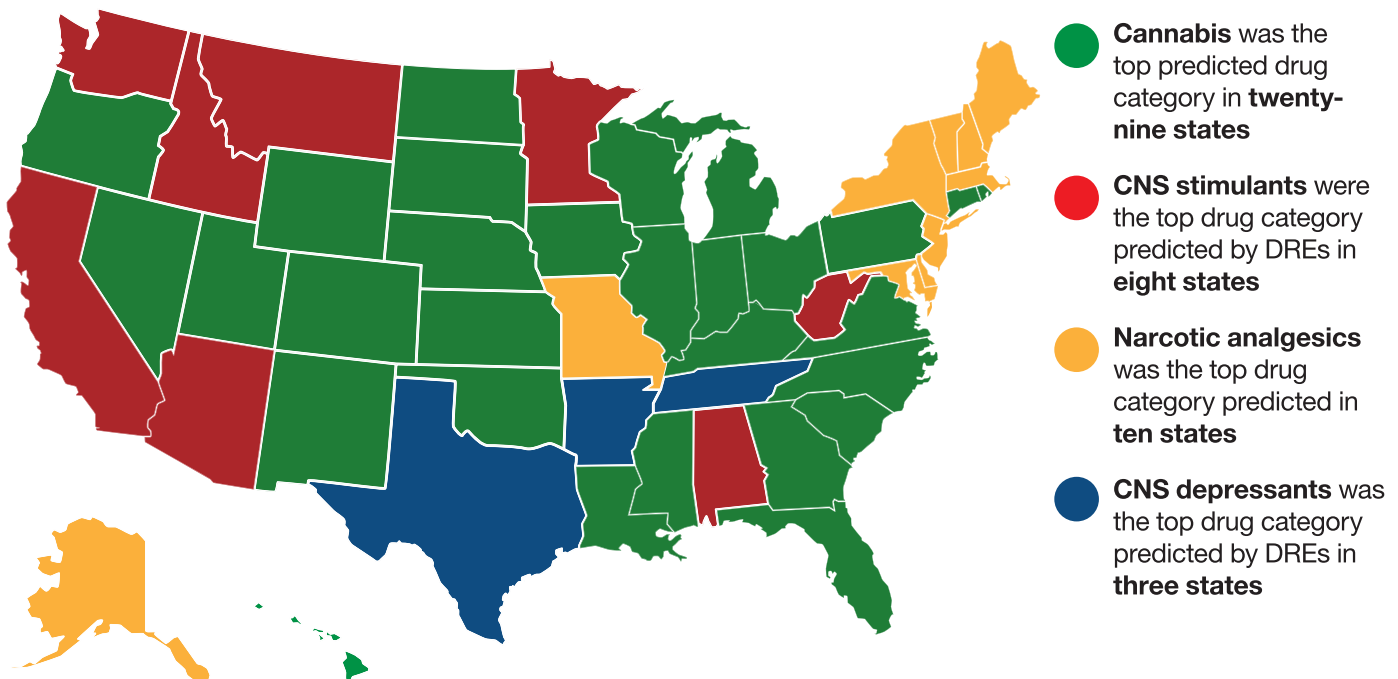
In the US, CNS stimulants were the most frequently identified drug category in 2023, with 11,385 opinions made by DREs. Cannabis was the second with 11,376 opinions, followed by Narcotic Analgesics (opioids) with 9,156 opinions, and then CNS depressants with 4,992 opinions. The opinions represented a decrease in all categories between 2022 and 2023. This may be attributed to the reduced number of training evaluations conducted between 2022 and 2023. Polycategory cases, when a person is suspected of being impaired by more than one drug category, represented 46.1% of all drug influence evaluations.

# 2023 U.S. DRE Enforcement Evaluation Opinions BY DRUG CATEGORY



## DRUG CATEGORY OPINIONS/PREDICTIONS BY DREs

Drug categories varied by state and region.





## **DRE SCHOOL VISITS AND TRAINING**

IACP monitored, instructed, or assisted at SFST and DRE IDC trainings, DRE preliminary schools, DRE 7-day schools, DRE recertification courses, DRE in-service trainings, SFST practitioner training courses, and Advanced Roadside Impaired Driving Enforcement (ARIDE) training courses during 2023. At each of these training visits, the IACP met with the DEC Program state coordinator or their designee and provided information on the roles of the IACP, NHTSA, and the IACP DRE Section. In addition, IACP's regional project managers stressed the importance of DREs using the National DRE Data System.

## **SUPPORT**

IACP provided technical assistance to numerous new state coordinators throughout the year, preparing them for their new role. Each new state coordinator was provided with a copy of the *Best Practices Guide: Managing Effective Drug Evaluation and Classification Programs*. The new state coordinators were also provided a link to an online DRE directory so they can have real-time data on the certification status of their DREs and a link to a DRE Mapping platform so they can see the location of DREs within their state to assist them with future recruiting and strategic planning to support their state's DEC Program. The IACP also ensured all DEC Program state coordinators received the latest SFST, ARIDE, and DRE training materials, which were published in the IACP DRE State Coordinator Community for state coordinator access.

## **IMPAIRED DRIVING CURRICULUM UPDATES**

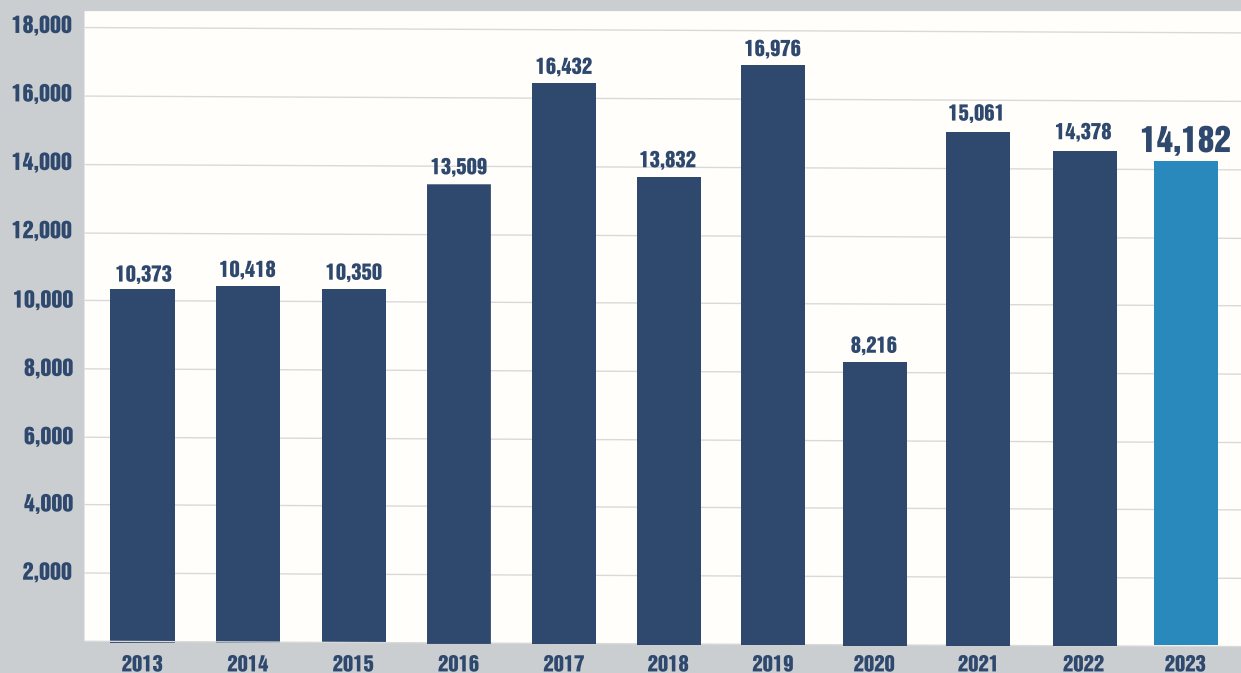
IACP continues to collect feedback from the states regarding the February 2023 SFST, ARIDE, and DRE curricula. The IACP continues to collect and review ARIDE and DRE training course manager reports to identify potential curriculum revisions. These issues are provided to the Curricula Workgroup of the IACP DRE Technical Advisory Panel (TAP) and the NHTSA/IACP curriculum workshop participants, where they are incorporated into planned curricula updates.

## **DRUG IMPAIRMENT TRAINING FOR EDUCATION PROFESSIONALS (DITEP)**

Although funding for this innovative drug intervention program for schools and other educational settings ceased in 2007, states have continued to offer it with IACP's support. In 2023, 17 states conducted 155 DITEP classes, training 3,638 school administrators, teachers, nurses, and school resource officers. The IACP staff supported this initiative by making the curriculum available to the states and continuing to direct DITEP inquiries to the individual DEC Program state coordinators. Texas conducted the most DITEP courses, with 26 classes in 2023.

# ARIDE Training

2013–2023



ARIDE is offered only in the U.S. and its territories. In 2023, a total of 882 ARIDE classes were conducted in all 50 states, nearly the same as 894 the previous year, resulting in the training of 14,182 police officers, prosecutors, and toxicologists. Since the inception of the ARIDE training program in 2009, 170,056 police officers, prosecutors, and toxicologists have received the training. In 2023, California led the US with 93 ARIDE classroom courses, followed by Pennsylvania with 61 and Texas with 55.

ARIDE continues to be an effective means of referring suspected drug-impaired driving cases to DREs.

## EMPLOYER DRUG IMPAIRMENT TRAINING (EDIT)

As cannabis legislation continues to expand in many states by allowing medical or recreational cannabis use, state DEC Programs are experiencing an increase in the number of requests to provide training in the workplace. With IACP's support, the Employer Drug Impairment Training (EDIT) curriculum was developed. The purpose of this training is to provide administrators, supervisors, and employees with a systematic approach to recognizing and evaluating individuals in the work environment who are using and are impaired by drugs in order to provide early intervention and workplace safety. In 2023, 7 states conducted 22 EDIT classes, training 731 workplace administrators, supervisors, and employees. The IACP staff supported this initiative by making the curriculum available to the states and continuing to direct EDIT inquiries to the individual DEC Program state coordinators. Maryland conducted the most EDIT courses, with 8 classes in 2023.

## CONCLUSION

The number of DRE officers continue to remain below pre-pandemic levels, potentially hindering successful prosecutions for drug-impaired driving. While faced with staffing shortages in many U.S. agencies, state DEC Programs continue innovative recruiting efforts to optimize access to DREs in impaired driving investigations. The outgrowth of statewide DRE callout programs and promoting the benefits of a DRE's expertise in a DWI investigation is facilitating the collection of important evidence for these cases and the deployment of DREs where needed.





# U.S. DECP State Totals

## CURRENT DREs

Number of certified DREs.....	8,264
Number of DRE instructors.....	1,636
Number of state police/highway patrol DREs.....	2,071
Number of city police department DREs.....	4,388
Number of sheriff's department DREs.....	1,326
Number of tribal Department DREs.....	22
Number of other agency DREs.....	452
Number of LE agencies with certified DREs.....	2,891

## EVALUATIONS

Number of enforcement evaluations.....	24,625
Number of training evaluations.....	13,089
Total number of evaluations.....	37,714

## DRUG CATEGORY (DREs' OPINIONS)

Depressants.....	4,992
Stimulants.....	11,685
Hallucinogens.....	165
Dissociative Anesthetics.....	423
Narcotic Analgesics.....	9,156
Inhalants.....	149
Cannabis.....	11,376

## POLY DRUGS USE

Total number.....	11,349
-------------------	--------

## OTHER

Alcohol impairment only.....	259
Medical impairment.....	444
Opinion of not impaired.....	1,885
Toxicology found no drugs.....	689

Toxicology refused.....	2,678
ARDIE Referred evaluations.....	3,758
Subject Refused to do evaluation.....	810
Subject Stopped doing evaluation.....	596

## DRE TRAINING

Number of DRE schools.....	100
Number of students.....	1,449
Number of DRE instructor schools.....	40
Number of students.....	230
Number of DRE recertification classes.....	178

## ARIDE TRAINING

Number of ARIDE schools.....	882
Number of students.....	14,148

## DITEP TRAINING

Number of classes.....	155
Number of students.....	3,638

## PHLEBOTOMY TRAINING

Number of classes.....	32
Number of students.....	385

## SFST TRAINING

Number of SFST classes.....	1,248
Number of students trained.....	23,403
Number of SFST Instructor classes.....	139
Number of students.....	1,923

## EDIT TRAINING

Number of classes.....	22
Number of students.....	731

# U.S. DECP State Totals for 2023

STATE	AK	AL	AR	AZ	CA	CO	CT	DC	DE	FL	GA	HI	IA	ID	IL	IN	KS	KY	LA	MA	MD	ME	MI	MN	MO
Certified DREs	29	90	89	306	1162	117	73	1	62	342	232	72	126	106	150	197	90	67	117	95	189	86	128	322	170
Number of DRE Instructors	7	28	44	87	136	35	11	0	8	76	49	33	31	27	35	37	16	16	17	14	49	21	22	84	29
Number of State Police/Highway Patrol DREs	5	35	13	64	319	31	14	0	33	74	27	0	32	30	30	35	28	15	59	24	33	10	43	52	56
Number of City Police DREs	24	44	64	192	699	71	58	0	28	151	106	63	55	48	108	119	42	44	13	71	24	52	51	164	85
Number of Sheriff's Department DREs	n/a	11	12	38	124	12	0	0	0	106	79	5	33	28	11	38	20	5	17	0	34	19	29	98	27
Number of Tribal Department DREs	n/a	0	0	9	0	0	0	0	0	0	0	0	0	0	n/a	0	0	0	0	0	0	0	1	5	0
Number of Other Agency DREs	n/a	0	3	3	16	3	1	1	2	11	20	4	6	0	1	5	0	3	28	2	98	5	4	3	2
Number of Agencies with DREs	11	32	38	55	172	61	42	1	18	105	96	9	6	38	81	87	39	34	21	67	33	45	51	143	66
Enforcement Evaluations Conducted	112	224	120	1420	6170	178	220	1	171	527	291	28	731	65	216	512	348	135	244	51	666	517	429	422	517
Training Evaluations Conducted	1	259	44	288	589	187	199	0	20	669	760	18	507	0	329	431	246	140	253	41	270	103	418	1021	330
Total Number of Evaluations Completed	113	483	164	1708	6756	365	419	1	191	1196	1051	46	1238	65	545	943	594	275	497	92	936	620	847	1443	849
Number of ARIDE Referral Evaluations	1	28	1	488	13	1	73	0	45	32	3	0	214	11	12	48	0	41	4	6	302	41	23	0	0
Subject Refused to Participate Evaluations	3	54	0	23	40	0	23	0	16	19	15	0	14	0	2	14	0	2	1	7	0	13	4	19	0
Subject Stopped Participation Evaluations	2	15	4	8	62	6	12	0	4	24	7	1	29	0	11	1	0	2	7	3	0	22	11	14	1
Depressants Opinions	18	43	37	235	556	42	71	1	40	179	80	2	94	17	48	93	138	24	74	13	136	122	101	70	165
Stimulants Opinions	77	64	32	781	4617	54	155	0	59	133	87	8	240	34	48	142	197	92	88	19	110	172	141	214	289
Hallucinogens Opinions	0	1	1	22	25	1	0	0	0	7	1	0	2	0	5	2	2	0	2	0	5	1	3	3	8
Dissociative Anesthetics Opinions	0	0	2	10	58	2	7	0	4	5	6	0	5	0	9	6	15	2	2	1	25	0	3	11	21
Narcotic Analgesics Opinions	52	57	18	568	2600	35	91	1	80	120	57	4	37	23	50	62	122	99	63	20	186	201	97	118	333
Inhalants Opinions	1	0	0	4	30	2	2	0	0	4	0	0	4	0	2	3	0	0	1	1	3	2	6	6	6
Cannabis Opinions	43	49	26	860	2515	81	159	1	53	218	160	21	422	18	95	241	270	126	138	17	152	165	219	186	315
Polycategory Evaluations	69	67	19	771	3530	52	123	1	73	80	110	6	122	32	64	108	212	125	110	8	408	214	156	185	335
Alcohol Only Evaluations	0	1	3	3	39	20	16	0	0	3	21	0	2	0	3	1	9	8	3	11	3	2	2	1	2
Medical Impairment Evaluations	2	5	7	32	19	3	5	0	3	14	3	0	12	6	4	32	12	1	2	0	17	29	5	7	12
Not Impaired Evaluations	2	4	15	66	104	10	21	0	25	11	12	0	58	2	0	32	29	11	8	13	41	60	15	14	48
Toxicologies No Drugs Found Evaluations	3	10	1	58	63	9	10	0	4	36	9	0	33	0	6	15	14	2	15	1	38	4	20	16	31
Toxicology Refusal Evaluations	0	33	17	9	160	16	66	0	0	68	72	2	161	2	0	9	20	27	17	16	293	86	0	27	71
DRE Schools	0	2	2	4	16	1	1	0	0	4	3	2	2	1	2	2	2	2	2	1	2	1	2	3	1
DRE School Students	5	14	12	33	333	16	16	0	0	45	50	23	28	11	27	30	16	17	15	6	30	12	37	88	22
DRE Instructor Development Courses	0	1	2	3	4	1	0	0	0	1	1	1	1	1	1	0	1	1	1	0	1	1	0	1	2
DRE Instructor Students	3	6	11	14	21	6	0	0	0	10	19	5	11	4	8	0	1	2	2	0	6	6	0	15	4
DRE Recertification Courses	1	1	1	4	53	5	1	0	0	1	12	1	5	1	1	2	4	2	2	4	0	1	1	1	5
ARIDE Classes	5	11	10	10	93	NR	15	0	5	19	27	6	12	7	32	22	11	11	7	7	23	5	26	33	16
ARIDE Class Students	22	122	134	219	1545	NR	373	0	42	278	445	56	286	140	480	367	106	306	86	86	373	57	456	426	203
DITEP Classes	0	0	0	6	22	1	0	0	0	0	0	0	1	6	1	0	2	0	0	0	0	0	0	0	19
DITEP Class Students	0	0	0	148	641	18	0	0	0	0	0	0	19	90	0	80	43	0	0	0	0	0	0	0	362
Phlebotomy Classes	0	0	0	12	0	0	0	0	0	0	6	0	0	0	1	4	0	0	0	0	0	0	0	2	3
Phlebotomy Class Students	0	0	0	172	0	0	0	0	0	0	96	0	0	0	7	24	0	0	0	0	0	0	0	20	11
SFST Classes	4	23	0	24	96	NR	10	4	7	21	43	12	0	11	4	25	30	22	8	24	12	8	86	37	130
SFST Class Students	40	640	14	669	1825	NR	330	75	132	315	929	141	0	278	51	829	609	602	200	891	290	134	1576	440	1304
SFST Instructor Development Classes	0	1	2	7	4	6	0	0	1	3	1	2	0	1	5	2	30	1	1	2	3	1	2	1	1
SFST Instructor Students	1	20	14	49	48	91	0	0	13	54	21	6	0	18	53	58	609	8	22	29	56	16	26	15	16
EDIT Classes	0	0	0	0	0	0	0	0	1	0	0	0	0	5	4	0	0	1	0	0	8	0	0	0	0
EDIT Class Students	0	0	0	0	0	0	0	0	8	0	0	0	0	350	0	0	0	43	0	0	200	0	0	0	0



STATE	MS	MT	NC	ND	NE	NH	NJ	NM	NV	NY	OH	OK	OR	PA	RI	SC	SD	TN	TX	UT	VA	VT	WA	WI	WV	WY
Certified DREs	62	61	164	49	81	64	449	77	66	407	168	120	149	251	61	112	55	315	365	78	61	39	121	391	37	43
Number of DRE Instructors	14	11	29	6	16	16	75	14	23	63	26	40	39	79	15	30	8	27	43	30	8	7	38	47	10	10
Number of State Police/Highway Patrol DREs	17	27	29	10	16	21	79	16	13	138	59	27	30	125	9	49	17	142	75	15	14	8	42	21	3	7
Number of City Police DREs	33	21	96	23	44	42	354	43	41	167	97	76	79	19	52	35	16	106	242	45	16	28	56	240	21	20
Number of Sheriff's Department DREs	11	11	25	15	21	1	12	16	6	91	12	12	36	0	0	16	14	59	30	8	10	2	22	120	13	17
Number of Tribal Department DREs	0	0	0	0	0	0	0	2	1	0	0	3	1	0	0	0	0	0	0	0	0	0	0	0	0	0
Number of Other Agency DREs	2	2	14	1	0	0	4	0	5	11	0	2	3	107	0	12	8	8	18	10	11	1	1	10	0	1
Number of Agencies with DREs	29	20	57	23	33	31	224	26	15	155	76	38	80	98	39	41	18	90	122	34	28	23	45	147	26	22
Enforcement Evaluations Conducted	244	119	322	121	333	106	1106	190	12	2070	338	107	400	1723	30	217	128	19	599	73	242	386	502	633	221	69
Training Evaluations Conducted	42	13	175	9	93	175	630	194	144	751	237	68	58	398	18	312	61	2	1379	253	188	30	283	418	31	4
Total Number of Evaluations Completed	286	132	497	130	426	281	1736	384	156	2821	575	175	458	2121	48	529	189	21	1978	326	430	416	799	1051	252	73
Number of ARIDE Referral Evaluations	0	3	13	0	13	13	75	5	0	871	92	39	221	654	7	10	0	0	8	0	4	189	3	55	89	7
Subject Refused to Participate Evaluations	33	0	0	20	28	1	117	15	0	109	14	5	0	55	2	1	1	0	1	0	4	69	9	23	34	0
Subject Stopped Participation Evaluations	5	6	0	9	135	4	26	9	0	32	9	2	5	32	0	3	0	0	10	2	7	22	4	25	3	0
Depressants Opinions	9	23	103	17	85	17	341	42	0	618	88	45	60	366	13	67	20	8	278	21	57	56	81	128	37	13
Stimulants Opinions	69	49	74	35	76	23	441	49	7	959	120	58	160	677	12	52	56	5	147	32	85	141	198	197	78	32
Hallucinogens Opinions	1	3	0	0	3	0	8	2	0	25	2	0	4	2	0	2	2	0	5	0	6	1	3	4	1	0
Dissociative Anesthetics Opinions	0	0	6	0	6	1	60	3	2	62	2	8	1	30	0	5	1	0	25	1	3	3	4	5	1	0
Narcotic Analgesics Opinions	4	21	82	14	43	43	751	45	5	1170	114	43	102	694	9	69	15	8	118	30	76	167	186	170	74	9
Inhalants Opinions	0	0	2	1	5	1	13	1	0	6	0	3	3	6	1	0	1	0	9	2	1	0	7	7	2	1
Cannabis Opinions	141	46	142	56	177	34	541	80	8	1095	195	83	189	824	16	91	74	4	246	35	122	119	136	276	64	32
Polycategory Evaluations	38	31	126	21	91	26	694	63	8	1018	92	72	157	771	17	74	45	2	247	41	102	157	192	189	72	23
Alcohol Only Evaluations	2	0	4	0	0	0	9	11	0	15	7	2	0	24	10	2	1	3	7	0	1	2	1	3	2	0
Medical Impairment Evaluations	1	3	4	0	13	9	20	12	0	26	6	2	18	44	3	5	2	0	12	1	2	11	8	5	4	1
Not Impaired Evaluations	19	6	16	6	16	6	218	11	0	332	117	12	33	278	4	10	6	8	34	1	9	17	71	20	27	7
Toxicologies No Drugs Found Evaluations	11	5	7	6	8	4	19	6	1	76	11	1	24	34	1	8	7	0	8	4	6	13	1	17	2	11
Toxicology Refusal Evaluations	0	9	6	10	132	9	330	61	0	395	67	35	1	291	14	40	1	1	5	2	13	28	3	0	53	0
DRE Schools	1	0	2	0	1	1	3	1	3	5	2	2	1	2	0	2	1	1	5	1	2	1	2	3	0	0
DRE School Students	8	0	13	0	8	13	64	20	25	83	22	19	9	25	0	26	8	10	94	20	22	7	24	41	2	0
DRE Instructor Development Courses	1	0	0	0	0	1	1	0	1	1	0	0	1	2	0	2	1	0	0	1	1	0	1	1	0	0
DRE Instructor Students	2	0	0	0	0	4	10	0	7	11	0	0	4	6	0	6	1	0	0	10	4	0	5	4	0	2
DRE Recertification Courses	0	1	2	1	0	0	7	3	1	8	13	0	0	1	1	2	2	6	11	0	1	2	0	6	1	0
ARIDE Classes	10	10	39	10	5	4	24	16	9	21	34	8	13	61	2	16	7	21	55	13	9	5	25	46	6	0
ARIDE Class Students	153	123	369	102	50	144	434	220	758	554	690	120	177	573	36	294	77	383	874	209	190	69	258	605	112	0
DITEP Classes	0	0	18	0	0	0	0	0	0	8	0	0	NR	5	0	1	0	0	26	0	0	10	11	12	6	0
DITEP Class Students	0	0	371	0	0	0	0	0	0	155	0	0	NR	322	0	21	0	0	582	0	0	197	181	286	122	0
Phlebotomy Classes	0	0	0	0	0	0	0	0	0	0	0	0	0	0	0	0	0	0	0	4	0	0	0	0	0	0
Phlebotomy Class Students	0	0	0	0	0	0	0	0	0	0	0	0	0	0	0	0	0	0	0	55	0	0	0	0	0	0
SFST Classes	14	6	167	17	7	4	31	NR	0	45	3	25	NR	31	3	27	4	20	13	12	12	5	104	51	6	0
SFST Class Students	311	324	1651	223	87	203	765	NR	452	1241	87	500	NR	601	156	305	160	861	168	550	138	116	969	1021	200	0
SFST Instructor Development Classes	1	1	2	0	1	0	0	NR	1	8	0	5	1	10	1	6	1	5	5	0	1	1	1	11	0	0
SFST Instructor Students	14	20	25	0	8	0	0	NR	8	49	0	30	NR	96	30	111	17	72	80	0	10	9	17	84	0	0
EDIT Classes	0	0	0	0	0	0	0	0	0	0	0	0	0	0	0	0	0	0	0	0	1	0	2	0	0	0
EDIT Class Students	0	0	0	0	0	0	0	0	0	0	0	0	0	0	0	0	0	0	0	0	20	0	110	0	0	0

# State Coordinator Reports

DEC Program state coordinators were invited to share a summary of their state's accomplishments and challenges for the 2023 calendar year, as well as other related training and interesting DRE-related investigations. The below summaries are included from their perspectives.



# Alabama

The Alabama Law Enforcement Agency (ALEA) continues to administrate the DEC Program through the Alabama Impaired Driving Enforcement Program (AIDEP). Centralized management has had numerous benefits to the DEC Program and to DUI education statewide. A new position—DUI/SFST State Coordinator—was added to the full-time staff of the AIDEP, allowing for additional time and resources to be allocated to improving DUI education at all levels. Alabama certified 10 new DREs, along with 6 new DRE instructors. Forty-three DREs and DRE instructors attended the annual in-service training, which was the largest number of DREs gathered in Alabama program history.

## Other Training

Alabama DRE instructors continue to teach the Recognizing Cannabis Impairment (RCI) course developed in Alabama. Recent medical cannabis legalization has increased interest in both the RCI and ARIDE courses. Instructors provided SFST refresher training to nearly 100 currently serving officers. New SFST instructors were trained and began having an immediate impact by providing additional training in their agencies.

DRE instructors assisted the Traffic Safety Resource Prosecutor in providing training on DUI topics to prosecutors and judges at regional conferences. DRE instructors also presented at several Traffic Homicide Investigation (THI) courses to underscore the importance of the DEC Program to the THI process.

Alabama DREs presented an overview of impaired driving prevention initiatives in Alabama and an overview of the signs and symptoms of narcotic analgesic impairment at the Rural Health Conference hosted by the University of Alabama, which was attended by physicians and substance abuse professionals from across the state.

## Accomplishments and Challenges

The Alabama DEC Program maintains fully integrated management of all DUI education and training in Alabama. AIDEP instructors continue to provide refresher training across the state. A statewide review of SFST instructors was conducted, and all instructors were required to attend in-service training. A four-hour course briefed them on updates to the DUI/SFST curriculum and ensured that they were proficient in their knowledge and in their performance of SFSTs. Over 100 SFST instructors attended and completed the in-service training, allowing for the sharing of teaching techniques and best practices across the state. Alabama continues to experience difficulty recruiting and retaining DREs, although promising new initiatives are underway. Personnel shortages and department staffing levels are the primary sources of difficulty in recruitment and retention of DREs.

STATE	DRUG CATEGORY	2019	2020	2021	2022	2023
Alabama	Depressants	62	65	127	73	43
	Stimulants	73	76	180	193	64
	Hallucinogens	0	2	1	2	1
	Dissociative Anesthetics	1	11	0	0	0
	Narcotic Analgesics	72	48	115	115	57
	Inhalants	1	1	3	0	0
	Cannabis	101	122	206	134	49
	Polycategory cases	113	165	177	120	67
	Total Enforcement Evaluations	208	221	272	204	224
	Total DREs	66	70	81	92	90



# Alaska

The Alaska DEC Program had a transition of state coordinators, which occurred after the federal fiscal year. Overall, the program has remained steady and will look to increase the number of DREs over the next year.

## Other Training

Alaska sent five officers out of state, and they successfully completed DRE training. Additionally, the program added three new instructors to their cadre. A DRE in-service took place in April of 2023, and another DRE in-service is planned for 2024.

## Challenges/Accomplishments

Agencies in the state continue to struggle to hire officers, which can cause gaps in other areas, such as the DEC Program. Alaska had several DREs decertified due to other assignments, resignations, and retirements. The Alaska DEC Program provided five ARIDE courses throughout the state. While this is a good step, the program is focusing on more ARIDE classes for 2024.

STATE	DRUG CATEGORY	2019	2020	2021	2022	2023
Alaska	Depressants	15	9	13	7	18
	Stimulants	24	6	32	28	77
	Hallucinogens	0	0	1	0	0
	Dissociative Anesthetics	0	0	0	0	0
	Narcotic Analgesics	18	6	25	26	52
	Inhalants	0	0	0	0	1
	Cannabis	24	4	39	17	43
	Polycategory cases	36	25	40	22	69
	Total Enforcement Evaluations	98	59	42	51	112
	Total DREs	38	26	22	23	29

# Arizona

Arizona focused on adding DREs and officers trained in phlebotomy in parts of the state without these skills. The focus of this training led to parts of the state obtaining their first-ever DREs and establishing regions where the phlebotomy, SFST, and ARIDE courses flourished. The goal was to establish future candidates who would attend DRE training and ensure that the resources of DREs could be shared throughout the state.

Arizona added 13 Drug Identification Training for Education Professionals (DITEP) instructors and trained 148 school administrators and nurses in DITEP. Due to the rise in fentanyl across Arizona, DITEP has been instrumental in educating school administrators and nurses on the dangers of fentanyl and how to intervene early in saving a student’s life. This training was offered on behalf of the Arizona Governor’s Office of Highway Safety and was provided free of charge to attendees.

The Arizona Governor’s Office of Highway Safety held its 2023 DUI/DRE Law Enforcement and Prosecutor’s Traffic Safety Conference in July. This training had over 300 law enforcement professionals in attendance and served as an in-service DRE training where officers were provided with legal updates, new drug trends, traffic collision investigation techniques, and best practices.



## **Other Training**

Arizona held 14 phlebotomy refresher classes around the state, with 318 students attending. Additionally, two new DUI classes were developed for the newly appointed deputy county attorneys. The training focused on assisting prosecutors in understanding what officers are trained to do and how they can testify for impaired driving cases. Arizona continued rolling out its Drug Impaired Driver Informational Training (DIDIT) to all agencies. This training focuses on learning concepts and principles in drug detection at the roadside. This training aims to increase interest in the state's DEC Program and yield high application rates in the future.

## **Interesting Cases**

A DRE in Show Low, Arizona, arrested a driver for DUI. During his investigation, the passenger in the vehicle was also arrested for possession of drugs. This led to the seizure of 2,000 fentanyl pills.

Two DREs with the Maricopa County Sheriff's Office conducted a DRE evaluation on a suspected impaired driver involved in a fatal crash at a local hospital. The driver was determined to be under the influence of cannabis and arrested for manslaughter.

In 2023, the Arizona state coordinator provided expert testimony in the Maricopa County Superior Court on a fatal collision that occurred in 2017. The collision involved a wrong-way driver who killed a recently graduated high school student. From reviewing reports and watching videos, it was determined the suspect was under the influence of a CNS stimulant. The suspect refused on-scene field sobriety tests and would not participate in a DRE evaluation. The jury unanimously returned a guilty verdict, and the defendant was sentenced to 14 years in prison.

## **Challenges/Accomplishments**

Arizona continued growing partnerships with community colleges and expanded its phlebotomy program around the state. A new state phlebotomy coordinator was appointed to oversee the program's expansion. Arizona did see a drop in the retention of officers in almost every agency of the state. This has had a minor impact on the impaired driving program's retention. However, the Governor's Office of Highway Safety has continued finding incentives for officers to become more involved in highway safety and the DEC Program by awarding attendance at the annual IACP Impaired Driving and Traffic Safety (IDTS) Conference.

The Mesa Police Department continued the operation of its DRE Field Certification site, allowing out-of-state DRE candidates to complete their field certification phase. States using the site included Arizona, Colorado, Idaho, Montana, New Mexico, North Dakota, Utah, and Washington. This partnership with the Mesa Police Department is valuable in ensuring the DEC Program continues to grow in the West.

Two DREs from the Arizona Program traveled to the Commonwealth of the Northern Mariana Islands to instruct two ARIDE classes. The classes added 56 newly trained ARIDE officers to the island. In addition, two DREs traveled to the U.S. Territory of American Samoa and trained 29 officers in SFST/HGN (horizontal gaze nystagmus) and 35 officers in ARIDE before their annual DUI Enforcement detail.

Arizona's goal is to increase the number of DREs, phlebotomists, and DITEP-trained personnel so that they can continue to support the underserved areas of the state.

STATE	DRUG CATEGORY	2019	2020	2021	2022	2023
Arizona	Depressants	49 *	279	304	212	235
	Stimulants	88 *	563	944	997	781
	Hallucinogens	3 *	5	7	1	22
	Dissociative Anesthetics	8 *	7	12	6	10
	Narcotic Analgesics	48 *	542	721	710	568
	Inhalants	3 *	2	6	5	4
	Cannabis	215 *	781	1,012	1,031	860
	Polycategory cases	NR	639	902	925	771
	Total Enforcement Evaluations	1,955 *	1,264	1,674	1,522	1,420
	Total DREs	287	309	312	338	306

## Arkansas

Arkansas had a change in the state coordinator. During the transition period, there was a slight decline in the number of DREs in the state's DEC Program. The new coordinator is reviewing the status of all currently certified and expired DREs in the state. A DRE advisory board has been established to help enhance the state's program. The board consists of DRE officers from locations across the state.

STATE	DRUG CATEGORY	2019	2020	2021	2022	2023
Arkansas	Depressants	67	33	100	179	37
	Stimulants	82	18	52	100	32
	Hallucinogens	0	0	0	0	1
	Dissociative Anesthetics	5	6	12	28	2
	Narcotic Analgesics	46	14	74	80	18
	Inhalants	1	0	4	5	0
	Cannabis	100	30	72	91	26
	Polycategory cases	63	42	38	43	19
	Total Enforcement Evaluations	292	170	192	189	120
	Total DREs	159	96	88	107	89

## California

The California DEC Program increased the total number of DREs in 2023. There has been an increase in interest regarding the program from various stakeholders, including state and local agency administrators. California continued to provide field certification sites for both in-state personnel and out-of-state agencies.

### Other Training

A DEC Program staff member was a guest speaker at the Traffic Safety Law Enforcement Forum hosted by the Office of Traffic Safety to discuss some of the riskiest driving behaviors law enforcement agencies face throughout California. Four DREs were recognized for their participation in the DEC Program and their efforts to remove impaired drivers from the road. The state's DEC Program also assisted with crime lab testimony training in Los Angeles to provide education in DEC Program courtroom testimony for newly trained criminologists and provided a training presentation on the DEC and SFST programs to the California District

Attorney’s Association’s (CDAA) New Prosecutor Bootcamp. Additionally, 52 CHP DRE instructors were able to attend the IDTS Conference in Anaheim. Two retired California DREs received DRE Emeritus status.

### Challenges/Accomplishments

The DRE class sizes began to increase in 2023. Low staffing and classroom size limitations due to the coronavirus pandemic no longer seem to be a significant contributing factor. Several allied agencies have started an incentive pay program for DREs, which seems to have increased participation interest. The Cannabis Tax Fund continues to provide grants to non-state agencies to assist in backfilling overtime personnel to offset staffing while other officers attend DEC Program training. Future goals include increasing the total number of DREs through training and retention.during the year.

STATE	DRUG CATEGORY	2019	2020	2021	2022	2023
California	Depressants	725	347	884	597	556
	Stimulants	4,873	1,614	4,821	4,405	4,617
	Hallucinogens	27	45	35	23	25
	Dissociative Anesthetics	67	44	74	60	58
	Narcotic Analgesics	2,218	613	2,128	2,206	2600
	Inhalants	21	6	35	31	30
	Cannabis	2,849	1,125	2,847	2,285	2,515
	Polycategory cases	4,641	2,508	3,484	3,206	3,530
	Total Enforcement Evaluations	9,602	5,101	6,462	5,713	6,170
	Total DREs	1,864	1,437	1,319	1,218	1,162

## Colorado

Colorado’s DEC Program has been actively updating its records management processes. Work includes ongoing development of the DRE callout mobile app and the acquisition of tablets for DREs. Funding has been allocated for Colorado DREs to complete overtime evaluations and streamlined reimbursement procedures to encourage widespread participation.

Colorado held a DRE school where all 16 DRE candidates were certified. Field certification training was held in Mesa, Arizona, in record time for the Colorado program. Furthermore, Colorado organized five regional DRE in-service training classes strategically spread across the state.

### Other Training

The Colorado DEC Program actively supported diverse initiatives throughout the year. The DRE coordinator delivered a presentation at the HIDTA Patrol Response to Drug program. Colorado hosted the 2023 DRE Western Region meeting, which featured a green lab training class with speakers from across the US.

Colorado took part in two CDOT-sponsored “cannabis labs,” conducted alongside an ARIDE class and a marijuana industry group training. CDOT provided support at the MADD Law Enforcement Awards ceremony and consistently participated in presentations on drunk and impaired driving at the Colorado Task Force meetings.

### Interesting Cases

A DRE from the Colorado State Patrol was asked to provide a DRE post-incident review regarding a vehicular homicide case. The DRE reviewed all pertinent evidence. Based on the analysis, the DRE was able to render an opinion that the defendant exhibited significant impairment at the time of the incident, rendering them unsafe to

operate a motor vehicle. The post-incident review and the DRE’s expert opinion were instrumental in aiding the District Attorney’s Office in securing a guilty plea from the defendant.

### Challenges/Accomplishments

The NHTSA DRE Demonstration Project awarded the Colorado State Highway Office 150 tablets. This valuable tool will significantly improve the efficiency and effectiveness of the DEC Program. The Highway Safety Office plans to allocate funds to improve the DRE evaluation reporting process, greatly reducing the repetitive reporting many DREs must complete. A plan has been developed for a DRE callout mobile application, which will greatly increase the utilization of DREs statewide.

STATE	DRUG CATEGORY	2019	2020	2021	2022	2023
Colorado	Depressants	55	22	41	41	52
	Stimulants	203	35	51	159	54
	Hallucinogens	7	2	0	0	1
	Dissociative Anesthetics	1	2	2	6	2
	Narcotic Analgesics	106	23	38	114	35
	Inhalants	1	0	0	3	2
	Cannabis	162	57	56	117	81
	Polycategory cases	183	60	49	10	52
	Total Enforcement Evaluations	406	155	116	138	178
	Total DREs	200	179	185	122	117

## Connecticut

Connecticut grew its program by adding 16 new DREs to the ranks, bringing the total number of DREs to the highest amount in the history of the state’s program.

### Other Training

The Connecticut program held a combination Green/Wet Lab training, which was the first of its kind, for 30 students. Forty-six DREs attended Connecticut’s annual DRE in-service recertification class. Refresher training was conducted with assistance from the IACP and Connecticut’s traffic safety resource prosecutor (TSRP), specifically for Connecticut’s DRE instructors. An Impaired Driving Summit was hosted, drawing over 130 regional attendees. Finally, the state’s Department of Motor Vehicles hearing officers received training to help them better understand what DREs do and their roles in impaired driving enforcement.

### Challenges/Accomplishments

Grant funding was obtained to pilot a phlebotomy program. The DRE callout program continues to expand in the state.



STATE	DRUG CATEGORY	2019	2020	2021	2022	2023
Connecticut	Depressants	69	NR	25	77	71
	Stimulants	135	NR	24	108	155
	Hallucinogens	2	NR	1	0	0
	Dissociative Anesthetics	18	NR	5	5	7
	Narcotic Analgesics	125	NR	49	103	91
	Inhalants	2	NR	2	3	2
	Cannabis	96	NR	22	146	159
	Polycategory cases	60	NR	33	105	123
	Total Enforcement Evaluations	146	97	104	180	220
	Total DREs	64	64	51	62	73

## Delaware

Delaware made the state DRE coordinator position a full-time position in 2023. The position oversees the DEC Program and the impaired driving curriculum for all law enforcement officers in the state.

### Other Training

The Delaware DEC Program continues to support ARIDE classes, with four classes being held. They were held in each county and on different shift rotations to accommodate the officers' schedules to maximize participation. The program's reach was expanded by holding an EDIT (Employer Drug Identification Training) class for the Delaware Technical and Community College constables. Delaware hosted its third statewide DRE in-service training. It was attended by 54 of the 62 certified DREs. Presenters included the state coordinator, assistant coordinator, TSRP, NHTSA, and others.

### Challenges/Accomplishments

Due to staffing restrictions, schedules, and student availability a DRE school was not held in 2023. However, the Delaware DEC Program continues to support DREs and agencies through overtime coverage for DREs called out. DREs are routinely called to assist in fatal crash investigations. DREs responded to 97 of the 139 requests for their assistance in investigations/arrests. This was down from 184 requests in 2022.

STATE	DRUG CATEGORY	2019	2020	2021	2022	2023
Delaware	Depressants	67	19	48	55	40
	Stimulants	44	24	99	130	59
	Hallucinogens	0	0	0	0	0
	Dissociative Anesthetics	10	3	10	10	4
	Narcotic Analgesics	145	43	188	210	80
	Inhalants	0	1	1	1	0
	Cannabis	104	21	82	83	53
	Polycategory cases	178	45	139	159	73
	Total Enforcement Evaluations	131	217	179	175	171
	Total DREs	41	47	48	52	62

# Florida

Florida hosted four DRE schools across the state to provide maximum access to law enforcement agencies for the training. Courses were held in Largo, Jacksonville, Orlando, and Doral. The entire DEC Program in Florida is funded via subgrants from the Florida Department of Transportation (FDOT) and includes student tuition and travel costs for both students and instructors.

Florida is fortunate to have a field certification site in the state, which greatly facilitates getting new students trained and allows some non-enforcement recertification evaluations to be conducted on impaired subjects. Florida continues to provide contracts to DRE agencies through its subgrant funding from FDOT to reimburse overtime costs incurred when a DRE is called out to conduct a drug influence evaluation.

## Other Training

Florida DREs continued to take advantage of online recertification training during the year. Though in-person sessions are scheduled and offered, attendance has diminished due to the availability and ease of online training. Efforts continued to identify and approve additional training opportunities that will allow more flexibility for DREs to access training with value to them and the program overall.

There is no centralized record of the number of SFST, ARIDE, or other courses taught across Florida. Some agencies conduct in-house courses using the NHTSA/IACP curricula. As such, it is difficult to compile data showing the total number of courses conducted or the number of students taught. The available totals come from the Institute of Police Technology and Management (IPTM). IPTM manages the majority of FDOT-funded impaired driving courses in the state.

## Interesting Cases

An officer in Palm Beach Gardens stopped a driver called in for reckless driving and was suspected of being “severely impaired or having a medical issue.” At one point, the driver had been driving the wrong way on a major divided roadway. After the stop, SFSTs were done, and probable cause was established, but an on-scene DRE instructor noticed some inconsistencies that caused her to believe it may, in fact, be a medical issue. The driver was assessed by medical personnel and was determined to be having an active stroke. The attention to detail, skills, and quick reaction of the DRE ultimately got the driver the medical treatment necessary and quite possibly saved his life.

In another case, a driver who had a .013 BrAC was arrested. At the jail, during the evaluation, the DRE noticed that he had severe cognitive issues. The driver had unequal pupil sizes. Additionally, the subject had clear physical deficiencies when moving the left side of his body, including dragging his foot, facial paralysis on the left side, and facial drooping. The subject advised during detailed questioning that he had a brain tumor removed about six years previous and a shunt removed shortly before this case. The subject also advised of physical impairments due to injuries that included fractures repaired with numerous plates and screws. However, there was no emergent medical condition, and the driver clearly should not have been drinking any alcohol with his prescribed medications. The DRE determined that the physical and medical issues that the driver had were the cause of the extensive impairment observed.

## Challenges/Accomplishments

Florida has seen some success in its ongoing recruitment efforts through contact with non-DRE agencies and its DRE Preparatory online course. Current DREs remain the greatest proponents for the program and the recruitment goals.

STATE	DRUG CATEGORY	2019	2020	2021	2022	2023
Florida	Depressants	327	209	530	306	179
	Stimulants	341	191	510	418	133
	Hallucinogens	9	11	9	8	7
	Dissociative Anesthetics	24	18	35	7	5
	Narcotic Analgesics	321	162	474	347	120
	Inhalants	2	9	7	0	4
	Cannabis	537	297	740	414	218
	Polycategory cases	604	647	748	455	80
	Total Enforcement Evaluations	822	736	915	509	527
	Total DREs	341	317	383	370	342

## Georgia

With three DRE schools being conducted, Georgia continues to grow its impaired driving program. Field certifications are conducted in Jacksonville, Florida, which continues to be a very streamlined location. The number of active DREs in the state fluctuates heavily and seems mostly due to numerous DREs leaving law enforcement.

### Other Training

Georgia's Prosecuting Attorneys Council houses the two TSRPs and a DRE instructor. This state agency regularly conducts joint law enforcement/prosecutor training courses on expert testimony and prosecuting drugged drivers. They also host several seminars and conferences where DREs and DRE instructors are the primary instructors.

### Challenges/Accomplishments

The state of Georgia switched to being a Daubert state. This change brought on many challenges to HGN and SFSTs by the defense bar. The prosecution used DRE and DRE instructors countless times as expert witnesses to support and defend the SFST battery and the DRE protocol.

STATE	DRUG CATEGORY	2019	2020	2021	2022	2023
Georgia	Depressants	96	111	185	195	80
	Stimulants	117	123	238	391	87
	Hallucinogens	0	3	9	2	1
	Dissociative Anesthetics	1	2	18	28	6
	Narcotic Analgesics	98	43	128	216	57
	Inhalants	3	1	3	6	0
	Cannabis	179	193	347	399	160
	Polycategory cases	250	285	295	424	110
	Total Enforcement Evaluations	363	218	306	227	291
	Total DREs	250	157	172	211	232

# Hawaii

Hawaii is working to rebuild its DEC Program after the COVID-19 pandemic and other issues. They continue to focus on improving the program’s quality, including identifying strategies and initiatives to support and grow the DEC Program.

## Other training

The Hawaii Department of Transportation hosted its first DRE in-service training since 2019. DREs, DRE instructors, and traffic safety partners across the state gathered in person to network, build/rebuild partnerships, and learn. A presenter conducted community scans of alcohol and drug trends in all four counties and presented his findings to the group. Attendees shared that they were unaware of some of the over-the-counter drugs that were in local retail stores and gas stations. Hawaii’s Traffic Safety Resource Prosecutors and DRE instructors also presented on such topics as notable court cases, court preparations, DRE updates, “masking,” and officers’ communications with suspected impaired drivers.

## Interesting Cases

A Hawaii Police Department DRE stopped a vehicle and noticed an open bag filled with jars of cannabis. Further investigation led to a DRE evaluation and confiscation of the jars and packets of cannabis, drug paraphernalia, and two ghost guns and magazines filled with bullets.

## Challenges/Accomplishments

Hawaii was one of three states chosen to participate in the NHTSA multi-year demonstration project to improve DRE officers’ performance and law enforcement agencies’ DEC Programs. Through this project, they evaluated what tools and steps are needed to support DREs and their work adequately and learned about anticipated and unanticipated challenges with these tools and procedures. For instance, tablets were provided to DREs to assist in data entry and documentation during evaluations, but internet connectivity is weak or unavailable in some parts of the islands. Hawaii DREs have also been encountering an increase in the number of refusals to participate in a DRE evaluation.

STATE	DRUG CATEGORY	2019	2020	2021	2022	2023
Hawaii	Depressants	3	13	14	3	2
	Stimulants	27	36	44	33	8
	Hallucinogens	1	4	2	0	0
	Dissociative Anesthetics	0	0	0	0	0
	Narcotic Analgesics	10	15	13	15	4
	Inhalants	0	3	0	0	0
	Cannabis	48	84	64	51	21
	Polycategory cases	24	48	35	23	6
	Total Enforcement Evaluations	51	89	51	52	28
	Total DREs	47	49	58	61	72



# Idaho

Idaho completed one DRE school in 2023. The DRE field certification training completed in Mesa, Arizona, was very successful. Idaho has seen a decrease in the number of DREs due to retirements.

## Other Training

Idaho continues to assist different organizations throughout the state in drug impairment training. These organizations include Idaho’s Department of Health and Welfare and various student organizations. The Idaho DEC Program is proactive in their communities, working to educate others about the dangers of alcohol and/or drug-impaired driving.

## Challenges/Accomplishments

Idaho is still facing challenges in keeping and recruiting DREs. As a result, their DRE schools have been smaller than usual.

STATE	DRUG CATEGORY	2019	2020	2021	2022	2023
Idaho	Depressants	84	NR	157	93	17
	Stimulants	90	NR	249	188	34
	Hallucinogens	2	NR	3	1	0
	Dissociative Anesthetics	2	NR	3	1	0
	Narcotic Analgesics	58	NR	105	129	23
	Inhalants	2	NR	2	0	0
	Cannabis	111	NR	205	125	18
	Polycategory cases	211	57	212	163	32
	Total Enforcement Evaluations	452	425	464	297	65
	Total DREs	119	119	108	101	106

# Illinois

Illinois had a change in the DRE state coordinator due to the retirement of the previous state coordinator. The new state coordinator’s knowledge of the DEC Program ensured a smooth transition. Attendance numbers for ARIDE and SFST training courses continue to be low. Several classes were canceled due to the low enrollment. A lower number of applications for DRE schools was also seen, which can be correlated to the struggle many departments have with hiring and trying to maintain current police officer levels. However, Illinois was able to conduct two DRE schools in 2023.

The February 2023 class certified 19 new DREs. The October 2023 class had five candidates withdraw from the class due to staffing issues at their department. The loss of those candidates left only eight candidates in the class. Seven candidates have been certified, and one candidate is still completing the field certification phase. The school’s field certification phase was conducted with the assistance of multiple agencies and organizations. This cooperation of stakeholders reflects the strength of the state’s DEC Program.

## Other Training

DRE instructors teamed up with the Illinois TSRP to continue a series of educational webinars for DREs and prosecutors. During these one-hour webinars, training topics included training about DRE, SFST, and how to respond to defense challenges. DRE instructors continued a two-part class titled DRE Skills Development. The first class is to help DREs articulate correct verbal responses to common courtroom questions. The

second segment focused on the research studies that support the DEC Program and the usefulness of SFSTs to detect drug impairment in drivers. Over half of the Illinois DREs attended the two sessions. The Midwest Impaired Driving Symposium was held in Itasca, Illinois, with approximately 250 law enforcement personnel and state attorneys attending. Speakers presented on eye movements, toxicology, drug trends, DRE and SFST studies, and defense challenges.

### Interesting Cases

A DRE, who is part of a crash investigation team, conducted an evaluation on a 17-year-old female involved in a fatal crash. While making a left-hand turn, the female failed to yield to a dump truck that had the right of way. Two passengers, the driver’s sister and another teen were killed in the crash. The DRE determined that the driver was under the influence of cannabis. With the DRE’s evaluation, the State’s Attorney Office charged the driver with aggravated driving under the influence, reckless driving, and aggravated reckless driving.

### Challenges/Accomplishments

With the additional DRE schools, DRE coverage is improving county by county. However, when planning these schools, the staffing shortages due to social norms, training mandates, and the revision of the police culture have made it difficult to fill the two-week-long DRE schools. This year it was not uncommon to have departments pull their officers from the class within a week of the start of the school.

STATE	DRUG CATEGORY	2019	2020	2021	2022	2023
Illinois	Depressants	150	98	305	240	48
	Stimulants	46	18	81	104	48
	Hallucinogens	0	0	4	8	5
	Dissociative Anesthetics	4	2	5	24	9
	Narcotic Analgesics	111	48	148	110	50
	Inhalants	1	0	2	5	2
	Cannabis	119	60	215	230	95
	Polycategory cases	111	75	145	168	64
	Total Enforcement Evaluations	309	155	204	198	216
	Total DREs	138	122	159	164	150

## Indiana

Indiana conducted two DRE schools certifying 31 new DREs. DRE field certification had continued success conducting the training in Jacksonville, Florida.

### Other Training

Indiana DREs delivered an “Overview of the DEC Program” to the annual Southwest Association of Toxicologists in Shreveport, Louisiana. Instructors also presented “Enhancing DRE School Success” and “The DRE and ARIDE Effect” at the 2023 IACP IDTS Conference.

### Challenges/Accomplishments

Indiana has had several positive outcomes in the three years since the inception of its Roadside Oral Fluid testing program. DREs have had an increased number of callouts, and partnerships with prosecutors have been enhanced with more pre-trial involvement. To date, Indiana officers have conducted over 3,400 enforcement oral fluid tests. The Law Enforcement Phlebotomy Program continues to grow. The number of

blood draws increased at a rate of 8:1 over the previous year. Roadside Oral Fluid testing, phlebotomy, and the DEC Program have been key factors in a nearly 9 percent reduction in crash fatalities in 2023.

STATE	DRUG CATEGORY	2019	2020	2021	2022	2023
Indiana	Depressants	48	NR	101	323	93
	Stimulants	57	NR	98	328	142
	Hallucinogens	1	NR	0	3	2
	Dissociative Anesthetics	1	NR	1	18	6
	Narcotic Analgesics	86	NR	83	305	62
	Inhalants	0	NR	3	8	3
	Cannabis	99	NR	187	538	241
	Polycategory cases	105	57	50	166	108
	Total Enforcement Evaluations	425	51	523	662	512
	Total DREs	228	218	195	186	197

## Iowa

The Iowa DEC Program completed two DRE schools. This is the first time two classes have been conducted in one year. Each school certified 14 new DREs. Due to the success, Iowa plans to hold two DRE Schools in 2024, with 14 DRE candidates in each school. A DRE Instructor Development School was conducted, which added 11 new DRE instructors to Iowa's instructor cadre.

### Other Training

With the addition of the new DRE instructors, Iowa plans to increase the number of ARIDE and DITEP classes conducted.

### Challenges/Accomplishments

A new third-party DRE data reporting system using the TraCS program was instituted in the state. After the roll-out, several issues were discovered related to uploading correct data into the NHTSA DRE Data System. This caused the use of the system to be suspended. Work is being conducted to resolve those issues, and the state believes they are very close to re-launching the data collection system.

STATE	DRUG CATEGORY	2019	2020	2021	2022	2023
Iowa	Depressants	137	90	106	103	94
	Stimulants	418	218	359	357	240
	Hallucinogens	7	3	7	13	2
	Dissociative Anesthetics	12	4	8	8	5
	Narcotic Analgesics	102	46	115	131	37
	Inhalants	1	4	3	9	4
	Cannabis	524	315	463	472	422
	Polycategory cases	306	194	247	249	122
	Total Enforcement Evaluations	1,003	665	622	644	731
	Total DREs	125	105	106	114	126

# Kansas

Kansas fully implemented a roadside oral fluid screening program. Oral fluid screening devices were provided to several officers across the state. The use of the oral fluid devices is being tracked and compared to the DRE opinions (where applicable) and the toxicology results. Kansas conducted field training certifications in Jacksonville, Florida with continued success.

## Other training

Kansas' DEC Program and the state TSRP conducted the annual Kansas Impaired Driving Conference. This conference brings prosecutors, officers, and toxicologists together to advance DUI prosecution in the state. Attendees included about 30 percent prosecutors, 60 percent officers, and 10 percent others (toxicologists, traffic safety professionals and others). Over 200 people attended this year, and the conference expanded to include a judge in attendance. This conference is offered through a grant, so tuition is free for all attendees. The state's DEC Program was able to sponsor several DREs this year and provide lodging for them to attend the conference. The conference is approved for both attorney CEUs and DRE recertification training.

## Challenges/Accomplishments

AAA Kansas sponsored the state's DRE of the Year award. This year, it was Sergeant John Moncayo for his work within his agency and for his efforts promoting the DEC Program.

STATE	DRUG CATEGORY	2019	2020	2021	2022	2023
Kansas	Depressants	65	189	144	169	138
	Stimulants	179	128	161	190	197
	Hallucinogens	1	4	4	2	2
	Dissociative Anesthetics	4	9	12	21	15
	Narcotic Analgesics	68	88	78	134	122
	Inhalants	2	7	4	1	0
	Cannabis	139	241	289	295	370
	Polycategory cases	16	71	168	228	212
	Total Enforcement Evaluations	498	507	337	322	348
	Total DREs	80	70	77	91	90

# Kentucky

Kentucky continued to maintain a strong presence in addressing impaired driving by hosting eleven ARIDE courses and two DRE schools that certified seventeen new DREs. This was another record-breaking year, with over 300 officers attending ARIDE training. Kentucky delivered a presentation to the state Lifesavers Conference involving DRE topics. This is also the third year to offer overtime reimbursement for DRE callouts. This program has continued to help recruit new DREs and provide DRE evaluations to other agencies.

## Other Training

Kentucky added two more DRE instructors and held an SFST instructor course for each of the state's five police academies. This great accomplishment will standardize all SFST training within the state to present the NHTSA-approved SFST course. DRE instructors presented in two new chiefs and sheriffs courses and several other police executive command courses through the Department of Criminal Justice. DRE instructors assisted with and instructed in the Prosecuting the Drug Driving and Prosecutorial Courtroom Success course. This was a joint training with the State of Ohio. DRE instructors presented Drug



Identification Training for Education Professionals (DITEP) to over 40 school nurses in the Northern Kentucky region for drug impairment recognition and early intervention with students.

### Challenges/Accomplishments

Kentucky’s biggest accomplishment was maintaining the level of training and continuing to spread the word about the DEC Program. Additional funding was secured from the Kentucky Office of Highway Safety for additional training courses and DRE callout expenses. A challenge continues to be creating a better callout system for DREs and will be a priority for next year. Local training has been identified for Kentucky’s Law Enforcement Phlebotomy Program to assist with blood draws where phlebotomists are not readily available or refuse to draw blood for enforcement cases.

STATE	DRUG CATEGORY	2019	2020	2021	2022	2023
Kentucky	Depressants	51	85	46	52	24
	Stimulants	124	140	53	97	92
	Hallucinogens	6	0	0	0	0
	Dissociative Anesthetics	5	2	0	0	2
	Narcotic Analgesics	74	88	70	83	99
	Inhalants	4	0	3	2	0
	Cannabis	106	157	68	101	126
	Polycategory cases	NR	122	74	94	125
	Total Enforcement Evaluations	62	240	107	95	135
	Total DREs	59	53	48	59	67

## Louisiana

Louisiana’s DEC Program increased its number of enforcement evaluations by 26 percent from the previous year. For the first time, enhanced state standards were implemented with hopes of increasing the activity and use of DREs throughout the state.

STATE	DRUG CATEGORY	2019	2020	2021	2022	2023
Louisiana	Depressants	25	10	67	70	74
	Stimulants	61	3	113	152	88
	Hallucinogens	0	1	0	4	2
	Dissociative Anesthetics	6	2	2	51	2
	Narcotic Analgesics	33	10	78	128	62
	Inhalants	0	0	1	5	1
	Cannabis	61	15	140	223	138
	Polycategory cases	70	33	121	196	110
	Total Enforcement Evaluations	86	86	76	157	244
	Total DREs	139	110	105	115	117

## Maine

Maine’s longstanding DECP state coordinator retired in February 2023, and a new coordinator was appointed. The transition has been smooth, and the program continues to grow. Maine held its annual DRE school with the field certification phase, which started locally and finished in Jacksonville, Florida. The Maine Bureau of Highway Safety supports DRE callouts and provides agencies with grant funding for DRE callout reimbursement.

### Other Training

DREs contributed to several Zoom meetings/trainings as Impaired Driving Task Force members and presented at Maine’s Impaired Driving Enforcement Summit.

### Interesting Cases

A DRE responded to evaluate a subject who had caused a crash and was arrested for operating under the influence. The DRE quickly recognized the subject was experiencing a medical event and called for an ambulance. The subject’s medical condition required hospitalization.

STATE	DRUG CATEGORY	2019	2020	2021	2022	2023
Maine	Depressants	106	65	184	144	122
	Stimulants	69	76	161	180	172
	Hallucinogens	0	1	6	3	1
	Dissociative Anesthetics	0	0	5	0	0
	Narcotic Analgesics	124	123	263	296	201
	Inhalants	1	2	0	3	2
	Cannabis	113	93	209	218	165
	Polycategory cases	281	268	272	285	214
	Total Enforcement Evaluations	553	542	583	474	517
	Total DREs	110	106	90	91	86

## Maryland

Maryland saw a small increase in the total number of DREs in 2023. Two DRE schools were completed, with 27 new DREs completing certification. DRE certification training continued to be conducted out of state in Philadelphia, Pennsylvania. Additionally, six new DRE instructors were trained. Maryland DREs also helped train an additional 373 police officers in ARIDE. Maryland continues to use the Delta Plus (E-TIX) Tracking system, which was implemented in 2022 for data capture and DRE callouts. Last year, Delta Plus was utilized 261 times by Maryland Police agencies attempting to locate a DRE.

### Other Training

In response to the legalization of recreational cannabis use that went into effect July 1, 2023, Maryland DREs increased the number of cannabis impairment workshops (green labs) statewide. These labs have been a valuable training program since Maryland introduced legislation for medical cannabis. Agencies in Maryland hosted 14 green labs; two of these labs also included cannabis consumers and a go-kart track to show the students the impairment and dangers of cannabis products. Maryland’s Green Labs has attracted students,

researchers, prosecutors, toxicologists, legislators, and media outlets nationwide. The Maryland Green Lab model was presented at 11 different conferences, 6 of which were in other states. These green labs have also been used for data collection for research.

Maryland DREs remain determined to identify drug-impaired drivers and to reduce fatal and serious crashes through public education and prevention. DREs from across the state were sought out by media outlets to discuss the dangers of drugged driving before and after Maryland’s recreational cannabis laws took effect on July 1, 2023. Maryland DREs participated in live news segments, recorded interviews, newspaper articles, social media posts, radio shows, and podcasts to spread the message: If you’re going to consume cannabis products, you should make alternate transportation arrangements.

### Interesting cases

In March 2023, a Maryland DRE was called out to complete a DRE evaluation on a driver involved in a crash and was suspected of drug impairment. The DRE immediately noticed several indicators that alerted him that the subject was suffering from a medical emergency. He immediately stopped his evaluation to summon EMS. At the hospital, the driver was evaluated and found to have a large tumor on his brain. The attending physician explained that the driver was unaware of the tumor and believed it began to swell a few hours prior to the incident, causing it to rupture. As the swelling occurred, it caused a blockage of cerebral spinal fluid. The physician also explained that had this not been identified by the DRE, the subject’s chances of survival were unfavorable.

### Challenges/Accomplishments

Data collected over the past three years shows that the refusal rate for breath tests in Maryland and toxicology samples for DRE evaluations is approximately 45 percent. According to Maryland law, a toxicological sample cannot be collected after an initial refusal, except in specific circumstances such as a fatal or life-threatening injury crash. This limitation reduces the amount of information collected in DUID cases. Current draft legislation would allow a toxicological sample to be introduced pursuant to a properly issued search and seizure warrant. If successful, the legislation change would improve the ability to monitor the ever-changing drug trends in DUID cases in Maryland.

STATE	DRUG CATEGORY	2019	2020	2021	2022	2023
Maryland	Depressants	390	364	295	158	136
	Stimulants	228	206	181	108	11
	Hallucinogens	3	8	1	4	5
	Dissociative Anesthetics	69	74	60	33	25
	Narcotic Analgesics	518	517	405	206	186
	Inhalants	5	6	4	1	3
	Cannabis	244	231	201	12	152
	Polycategory cases	538	527	439	348	408
	Total Enforcement Evaluations	1,192	1,124	1,035	640	666
	Total DREs	184	163	181	185	189

# Massachusetts

The Massachusetts DEC Program continues to provide DRE services to local and state agencies through both callout responses and court appearances for operating under the influence (OUI) alcohol and drug-related cases. One DRE class was held with students from state, local, and environmental police agencies, with field certifications taking place in Winston-Salem, North Carolina. The Massachusetts program is using both state and regional callout systems at this time, with efforts continuing to have one unified callout system that will provide access to state and local DRE personnel in a timely manner.

## Other Training

Members of the Massachusetts DEC Program delivered dynamic classes to members of law enforcement, private and public school officials, medical staff, and community members. Several classes were held with groups that work closely with law enforcement, including the Massachusetts Registry and Massachusetts Trial Courts Academy, where personnel were trained in recognizing controlled substances, paraphernalia, and “street slang” for the substances, as well as physical and clinical signs of impairment. Also covered in these classes were outreach programs and services available to help families seek treatment for substance users, thereby making the communities and roadways safer by reducing instances of impaired driving.

## Interesting Cases

Massachusetts DREs continue working with local and state agency detective units to investigate crashes where the operators are suspected of using an impairing substance. Some senior members of the program assisted regional anti-crime/drug task force units with criminal cases where illicit drugs were the primary target.

## Challenges/Accomplishments

For the first time, funds were secured through the Office of Grant Management to facilitate DRE callouts for municipal police officers and for court appearances to support judicial partners in having access to trained DREs to prosecute OUI-drug-related crashes. We continue to roll out grant-funded tablets to assist Massachusetts DREs in accessing the most up-to-date records management and reporting systems.

STATE	DRUG CATEGORY	2019	2020	2021	2022	2023
Massachusetts	Depressants	140	38	35	38	13
	Stimulants	58	30	25	47	19
	Hallucinogens	0	0	0	2	0
	Dissociative Anesthetics	14	3	3	0	1
	Narcotic Analgesics	121	59	59	65	20
	Inhalants	0	4	0	3	1
	Cannabis	176	55	51	70	17
	Polycategory cases	140	42	40	58	8
	Total Enforcement Evaluations	536	247	138	85	51
	Total DREs	145	121	111	105	95

# Michigan

Michigan had a change in state coordinators early in the year. The program continued the goal of having two DRE schools a year. The program had continued success by holding the field certification phase in Jacksonville, Florida. Michigan established a callout program that reimburses any department for up to four hours of overtime associated with DRE callouts.



## Other Training

A four-hour DRE educational session was conducted with the notable speaker, Dr. Marilyn Huestis. Nearly all of the Michigan DREs attended the training. In addition, two DRE expert witness training classes were held.

## Challenges/Accomplishments

Michigan's DEC Program acquired tablets for the DREs through a funding program at NHTSA, is working on the software needs, and hopes to implement the tablets in the next quarter.

STATE	DRUG CATEGORY	2019	2020	2021	2022	2023
Michigan	Depressants	167	155	133	173	101
	Stimulants	588	198	143	405	141
	Hallucinogens	2	9	6	8	3
	Dissociative Anesthetics	7	3	2	1	3
	Narcotic Analgesics	262	179	154	260	97
	Inhalants	6	3	6	3	6
	Cannabis	614	297	217	388	219
	Polycategory cases	416	320	196	488	156
	Total Enforcement Evaluations	718	761	473	352	429
	Total DREs	157	144	119	124	128

## Minnesota

Minnesota made great progress in expanding the number of DREs across the state. A total of 88 new DREs were certified. Minnesota continues to use Philadelphia for the field certification phase, as it has been very successful. The state's DEC Program secured additional funding, which should continue going forward. The funding allowed for an Oral Fluid pilot project to be started and for ITSMR software and tablets to be obtained for every DRE. Future plans are to adopt a callout program and establish backfill pay for agencies that send instructors and DRE students to DRE classes. Minnesota plans to continue to grow its DEC Program.

## Challenges/Accomplishments

The funding mentioned before was made available by state funding through legislative initiatives specifically for the state's DEC Program.

STATE	DRUG CATEGORY	2019	2020	2021	2022	2023
Minnesota	Depressants	175	84	84	102	70
	Stimulants	583	272	340	421	214
	Hallucinogens	15	2	7	2	3
	Dissociative Anesthetics	14	11	10	43	11
	Narcotic Analgesics	276	136	280	397	118
	Inhalants	4	2	3	1	6
	Cannabis	457	138	185	104	186
	Polycategory cases	552	387	288	407	185
	Total Enforcement Evaluations	794	582	356	207	422
	Total DREs	277	216	254	256	322

## Mississippi

Mississippi’s Impaired Driving Enforcement program has seen growth in the realms of SFST and ARIDE course engagement. The DEC Program has shown small growth by adding new DRE instructors to the cadre. This year, the field certification phase was conducted in Oklahoma City, Oklahoma.

### Other Training

A DRE in-service training was conducted, which 12 DREs attended. Representatives of the MSTIDE Training Grant conducted multiple drug-impaired driving seminars at conferences for prosecutors and judges throughout the year in conjunction with Mississippi’s TSRP.

### Challenges/Accomplishments

The state’s DEC Program’s overall grant funding from the highway safety office has been reduced, but the program was still able to meet or exceed all goals for SFST/ARIDE/DRE training within the state.

STATE	DRUG CATEGORY	2019	2020	2021	2022	2023
Mississippi	Depressants	29	29	21	7	9
	Stimulants	121	82	139	186	69
	Hallucinogens	1	0	6	0	1
	Dissociative Anesthetics	1	0	3	5	0
	Narcotic Analgesics	43	46	42	55	4
	Inhalants	2	1	0	0	0
	Cannabis	219	189	115	202	141
	Polycategory cases	110	113	94	72	38
	Total Enforcement Evaluations	227	261	93	220	244
	Total DREs	36	47	49	58	62

## Missouri

The Missouri DEC Program maintained the number of DREs throughout the state this year. This year, Missouri tried having only one DRE school with a larger class size and then breaking the DRE candidates into two groups for the field certification phase. Feedback from the instructors indicates the pilot was successful. Using the certification site in Philadelphia, Missouri, 21 new DREs were certified in a timely manner. Missouri has a hotline that any officer can call if they need the assistance of a DRE; however, the state currently does not have a service provider to assist with pushing out the notifications. The state DEC Program plans to work on this in the future.

### Interesting cases

A DRE, who was also the arresting officer, encountered a suspect whose condition had deteriorated from the time of arrest to the point where the DRE stopped the evaluation to get the suspect medical attention. The DRE had first contacted the suspect at the hospital for the blood draw prior to being transported to the jail for the DRE evaluation. During the initial contact, there was no indication that the suspect would later need transport back to the hospital for treatment.

### Challenges/Accomplishments

2023 was a big year for Missouri, where, for the first time, the state was able to get 11 law enforcement phlebotomists trained. The first officer was qualified in April. Five days after being trained, he had the first blood draw in Missouri on a homicide case. The 11 phlebotomists have had over 100 blood draws by the end of the year. Missouri is looking forward to expanding the program in 2024.

STATE	DRUG CATEGORY	2019	2020	2021	2022	2023
Missouri	Depressants	317	NR	240	167	165
	Stimulants	305	NR	259	199	289
	Hallucinogens	7	NR	13	11	8
	Dissociative Anesthetics	15	NR	21	32	21
	Narcotic Analgesics	268	NR	195	248	333
	Inhalants	5	NR	7	7	6
	Cannabis	465	NR	360	333	315
	Polycategory cases	16	NR	296	266	335
	Total Enforcement Evaluations	601	0	491	477	517
	Total DREs	188	158	164	154	170

## Montana

The Montana DEC Program had a transition to a new state coordinator. The program focused on increasing the number of officers trained in ARIDE across the state. Plans are being made to start oral fluid testing.

### Other Training

Montana conducted a DRE in-service and recertification training. The DEC Program is working with the Montana TSRP on multiple advanced trial testimony classes and THC impairment training, which includes the 302 Study. To continue to bridge the gap as much as possible, two crime lab toxicologists attended SFST training.

### Challenges/Accomplishments

Montana’s DEC Program has received funding for a DRE school in 2024, and the program will provide funding for an Advanced DRE Testimony pilot class.

STATE	DRUG CATEGORY	2019	2020	2021	2022	2023
Montana	Depressants	22	33	31	36	23
	Stimulants	43	108	170	169	49
	Hallucinogens	1	3	2	0	3
	Dissociative Anesthetics	0	0	2	1	0
	Narcotic Analgesics	22	36	73	71	21
	Inhalants	1	2	2	2	0
	Cannabis	66	90	102	149	46
	Polycategory cases	45	82	80	137	31
	Total Enforcement Evaluations	179	170	175	199	119
	Total DREs	53	52	59	61	61

## Nebraska

Nebraska certified eight new DREs and successfully trained SFST and ARIDE students statewide. The SFST training was conducted by DRE instructors or with DREs who are SFST instructors. The state SFST training coordinator audited most classes to ensure consistency in training. The DRE class traveled out of state for the field certification phase and utilized Winston-Salem, North Carolina, with great success.

### Other Training

NDOT's Highway Safety Office sponsored a DRE update and in-service training session. Notable SMEs from across the US and local DRE instructors presented during the in-service training. A total of 64 DREs, 5 Prosecutors, and 2 NSP Crime Lab employees attended. Mock evaluations were conducted for those who needed an instructor-observed evaluation for recertification. A total of 17 DREs from 5 law enforcement agencies attended the IACP's Annual Conference in Anaheim, California.

### Challenges/Accomplishments

Nebraska had several accomplishments, including being awarded a grant from ToXcel and NHTSA for tablets for most of the state's DREs. A license agreement with ITSMR was established to collect DRE data. With NDOT's support, the DRE class went out of state for field certifications. Due to the streamlined process, the time it took the new DREs to obtain certification was reduced by a couple of months. Challenges remain in recruitment for ARIDE and DRE classes due to low staff levels at agencies and officers' inexperience. Retention of DREs also remains challenging due to retirements and agency promotions.

STATE	DRUG CATEGORY	2019	2020	2021	2022	2023
Nebraska	Depressants	50	62	147	108	85
	Stimulants	62	41	166	171	76
	Hallucinogens	0	2	6	4	3
	Dissociative Anesthetics	1	4	8	9	6
	Narcotic Analgesics	16	21	47	53	43
	Inhalants	4	3	8	11	5
	Cannabis	96	88	336	314	177
	Polycategory cases	58	97	160	160	91
	Total Enforcement Evaluations	252	307	355	405	333
	Total DREs	85	93	87	87	81

## Nevada

Nevada POST requires both SFST and ARIDE training to be certified as a category 1 Peace Officer, and 452 new officers were trained in Nevada. There were also nine additional ARIDE classes conducted, with a total of 126 officers being trained. Even with low staffing levels at most agencies, Nevada could still conduct three DRE classes in 2023 with a total of 25 new DREs certified.

### Other Training

Nevada held green lab trainings in Reno and Las Vegas. The Nevada TSRP was a valuable resource during these green lab classes and all impaired training classes in Nevada. The green lab training was well received and will be offered again in 2024.



## Challenges/Accomplishments

The Northern Nevada Law Enforcement Academy has approved cannabis impairment workshops (green lab) as a regular part of Category 1 Peace Officer training. This training will be held in conjunction with SFST and ARIDE training for every new officer attending the basic academy. A DRE challenge continues to be low staffing levels at law enforcement agencies, which causes a small number of students for DRE schools.

STATE	DRUG CATEGORY	2019	2020	2021	2022	2023
Nevada	Depressants	21	1	40	8	0
	Stimulants	65	3	109	29	7
	Hallucinogens	4	0	0	0	0
	Dissociative Anesthetics	1	0	0	1	2
	Narcotic Analgesics	32	0	42	9	5
	Inhalants	0	0	0	0	0
	Cannabis	54	4	80	31	8
	Polycategory cases	53	11	99	21	8
	Total Enforcement Evaluations	86	20	154	13	12
	Total DREs	105	63	75	85	66

## New Hampshire

New Hampshire sent 8 DREs to the IACP Impaired Driving and Traffic Safety Conference (IDTS) with funding from the state's Highway Safety Office. A DRE callout reimbursement program was started this year. In this first year, 14 DRE-related callouts were reimbursed. Funding has been secured to pay instructors to teach at the DRE class and to review reports, taking this financial burden off their agencies.

## Challenges/Accomplishments

The New Hampshire DEC Program received a DRE Strategies Grant to help purchase tablets and will start the ITSMR system in 2024.

STATE	DRUG CATEGORY	2019	2020	2021	2022	2023
New Hampshire	Depressants	18	11	15	47	17
	Stimulants	180	4	17	124	23
	Hallucinogens	0	0	0	0	0
	Dissociative Anesthetics	0	0	1	0	1
	Narcotic Analgesics	77	14	24	110	43
	Inhalants	1	1	0	0	1
	Cannabis	75	6	16	89	34
	Polycategory cases	117	22	20	106	26
	Total Enforcement Evaluations	126	63	58	61	106
	Total DREs	93	84	60	60	64

## New Jersey

New Jersey held three DRE courses, which certified 64 new DREs. Phase III training was held in Camden, New Jersey. One DRE Instructor Development course was conducted with 10 student instructors. In addition, there were 24 ARIDE classes, training 434 students, and 31 SFST classes, training 765 students.

### Other Training

New Jersey conducted 26 Drug Impaired Driving classes, which trained 366 students. This course provides inexperienced law enforcement officers with familiarization in the administration of the SFSTs and indicators of drug impairment that the SFSTs may show.

### Interesting Cases

*State v. Olenowski*, a New Jersey Supreme Court *Frye* hearing was held in the fall–winter 2021 and continued into January 2022. The case concluded on January 18, 2022. After an appeal to the state’s supreme court, on August 18, 2022, the Special Master, Judge Joseph Lisa, provided his findings to the New Jersey Supreme Court in which he concluded that DRE testimony is reliable. On November 15, 2023, the New Jersey Supreme Court decided, “The extensive record substantiates that DRE testimony sufficiently satisfies the Daubert criteria to be admissible.”( *State v. Michael Olenowski (A-56-18) (082253)*).

### Challenges/Accomplishments

Reviewing reports has been challenging; therefore, increasing oversight through the ITSMR report review algorithm has been implemented to get to a 100 percent review rate. While the municipal DREs are maintaining a 50 percent review rate, the state police DREs have increased to a 75 percent review status. In cooperation with the NJ Office of Forensic Science, an oral fluid project is being conducted, and samples will be gathered during phase III of the DRE Training. Steps are being taken to try to amend New Jersey’s implied consent laws to include other bodily substances. Currently, NJ is a breath-only State.

STATE	DRUG CATEGORY	2019	2020	2021	2022	2023
New Jersey	Depressants	399	495	521	421	341
	Stimulants	356	303	490	463	441
	Hallucinogens	2	12	5	10	8
	Dissociative Anesthetics	48	39	77	82	60
	Narcotic Analgesics	659	720	978	929	751
	Inhalants	4	6	5	8	13
	Cannabis	274	394	564	583	541
	Polycategory cases	1,010	610	878	821	694
	Total Enforcement Evaluations	1,557	1,239	1,423	1,247	1,106
	Total DREs	539	462	493	490	449

## New Mexico

The New Mexico DEC Program had one DRE school with 20 students in attendance, and 15 new DREs were certified. Field certifications were completed in Sacramento, California, utilizing two groups of DRE students. ARIDE training classes were conducted, and 18 prosecutors attended the training. The program

was able to send a DRE officer to California to attend DRE instructor school. The program saw a decrease in the state’s total number of DREs. Three recertification classes were conducted, but several DREs did not meet the standards for recertification and requested to be dropped from the program. One DRE officer was lost due to his transfer to Virginia. Two DRE instructors were also lost from the program through retirements and promotions. The program reached out to small agencies and took ARIDE training to these departments, opening doors to areas where they have not had DREs or training in the past.

### Other Training

The state coordinator attended meetings with NMDOT for the DWI and fatal crash work groups. The state coordinator gave presentations at the Socorro County DA’s Conference, the NM statewide DWI conference, and at the local MADD office on drugged driving and training officers receive. A presentation was also given to the State Mounted Patrol about impaired driving, drugs, and alcohol. Classes were also presented about drugs that impair drivers to the sheriff’s office academy and local police academy. DWI SFST refresher training classes were conducted in the state.

### Interesting cases

The NM DEC Program took an active role and presented two cases to the District Attorney’s Office for consideration in challenging case law prohibiting officers from testifying to HGN. Unfortunately, these cases were resolved before the case went to trial.

### Challenges/Accomplishments

Most agencies in New Mexico that participate in the DEC Program have their own callout systems in place. This year’s major accomplishment was getting more training out to smaller agencies and areas that have not had the training in the past. The largest challenges to the program are staffing issues across the state and the ability of the agencies to send officers to DRE training.

STATE	DRUG CATEGORY	2019	2020	2021	2022	2023
New Mexico	Depressants	35	33	84	49	42
	Stimulants	60	29	232	147	49
	Hallucinogens	0	0	0	3	2
	Dissociative Anesthetics	4	2	1	2	3
	Narcotic Analgesics	34	32	108	167	45
	Inhalants	0	1	6	4	1
	Cannabis	68	35	460	173	80
	Polycategory cases	84	39	172	161	63
	Total Enforcement Evaluations	247	164	194	178	190
	Total DREs	72	57	65	68	77

## New York

New York scheduled six DRE schools. Unfortunately, due to a lack of candidates, only five were held. Field certification was held in both Jacksonville, Florida, and Philadelphia, Pennsylvania. Federal NHTSA grant funding has allowed the New York DEC Program to continue reimbursing for DRE callouts statewide. The funding has also allowed agencies to receive salary reimbursement for their officers to attend ARIDE and DRE schools. This includes regular pay and overtime.

## Other Training

The Division of Criminal Justice Services (DCJS), along with DREs, has conducted additional law enforcement training. DCJS has created a training called Recognizing the Cannabis Impaired Motorist. A total of 1,319 officers attended this class. Four DWI mock trials were conducted for multiple magistrates in New York. This focus was on testifying as the arresting officer and DRE documentation.

## Interesting Cases

A DRE with the City of Plattsburgh Police Department responded to a call for a car crash. The driver lost control at a high rate of speed, jumped the curb, and struck a tree. The driver was uninjured, but something seemed off when the sergeant spoke to him at the scene. Another officer on the scene conducted SFSTs. Due to the driver's poor performance, a DRE evaluation was conducted. The DRE called no impairment; however, because of the driver's poor balance, the DRE recommended that he see a doctor. It was later discovered through court documentation that the driver did follow the DRE recommendation. He was diagnosed with a brain tumor, which directly contributed to his balance issues.

## Challenges/Accomplishments

The New York State Police started a pilot program for evidential oral fluid. Over the last four months, 88 samples have been submitted.

STATE	DRUG CATEGORY	2019	2020	2021	2022	2023
New York	Depressants	1,100	898	976	611	618
	Stimulants	984	764	823	993	959
	Hallucinogens	31	18	21	18	25
	Dissociative Anesthetics	74	66	68	57	62
	Narcotic Analgesics	1,254	1,013	1,244	1,427	1,170
	Inhalants	10	3	4	4	6
	Cannabis	1,485	1,171	1,247	1,018	1,095
	Polycategory cases	1,032	1,178	1,455	1,458	1,018
	Total Enforcement Evaluations	2,861	2,557	2,723	1,951	2,070
	Total DREs	322	322	345	432	407

## North Carolina

North Carolina had a change of state coordinator, with a former state coordinator being reappointed. The North Carolina DEC Program held two DRE schools and certified 15 new DREs. Thirteen were from North Carolina, and two were from West Virginia. Two instructors from West Virginia assisted in conducting the class. The North Carolina DRE callout system was regularly used and proved to be a significant asset for the program. The DRE field certification training site in Winston-Salem was used extensively by multiple states.

## Other training

The North Carolina DEC Program collaborated with the North Carolina Conference of District Attorneys and the Traffic Safety Resource Prosecutor's Office to conduct two one-day classes for prosecutors, toxicologists, and law enforcement. Additionally, this partnership and the North Carolina Governor's Highway Safety Program organized regional trainings addressing cannabis. Furthermore, the North Carolina DEC Program provided additional training for district court judges, magistrates, and new prosecutors related to SFSTs and the DEC Program.



## Interesting cases

The Court of Appeals held an unpublished case related to a DRE post-incident review. In *State vs. Williams*, the DRE discussed the possible indications of impairment from oxycodone but made it very clear to the jury that she could not testify that the defendant was impaired. She never testified that oxycodone was in the defendant’s system or acting as a psychoactive in his body. Additionally, the DRE’s testimony was ruled to be relevant and admissible because “she compare[d] the signs and symptoms of impairment” from the officers’ testimony, reports, and body cam footage “to corroborate drug categories identified in the blood report.” (*State v. Neal*, 267 N.C. App. 442, 458, 833 S.E.2d 367, 378 (2019).) The DRE’s testimony was even more relevant considering the absence of alcohol and the officer’s concern that the defendant’s symptoms may be related to a cognitive issue.

## Challenges/Accomplishments

Even though the Governor’s Highway Safety Office provided excellent support, the biggest challenge was the recruiting and retaining of DREs. The lack of available personnel was the main obstacle to officers being allowed to attend DRE school. The staffing shortages have also affected the DEC Program because some agencies are hesitant to allow officers to attend training or allow their DRE instructors to assist with providing DRE and ARIDE training.

STATE	DRUG CATEGORY	2019	2020	2021	2022	2023
North Carolina	Depressants	118	63	306	264	103
	Stimulants	163	38	390	347	74
	Hallucinogens	1	2	2	6	0
	Dissociative Anesthetics	15	7	26	20	6
	Narcotic Analgesics	313	68	308	286	82
	Inhalants	2	2	2	4	2
	Cannabis	224	101	397	469	142
	Polycategory cases	475	369	484	431	126
	Total Enforcement Evaluations	684	711	494	630	322
	Total DREs	184	167	172	168	164

## North Dakota

North Dakota continues to see cannabis as the number one drug category opined. Cannabis products are illegal in the state, with the exception of some medical marijuana products. The North Dakota DEC Program began working with the South Central Judicial District Drug Court. North Dakota continues to utilize a state callout program to reimburse DREs when they are called off-duty to conduct drug influence evaluations. North Dakota is in the process of creating an interactive map that will show all the DREs in the state. The map will allow non-DREs the ability to locate and contact the nearest DRE for assistance.

## Other Training

North Dakota conducted 10 ARIDE courses, resulting in 102 officers being trained. Seven SFST refresher courses were conducted, resulting in 73 officers being trained. A joint conference including DREs and prosecuting attorneys was held in June, and a DRE/SFST instructor in-service was conducted.

## Challenges/Accomplishments

The North Dakota DEC Program has partnered with the state’s Human Services and Child Protective Services to train their personnel in identifying drug impairment and offering DRE assistance. North Dakota also received grant funding to purchase tablets and accessories for the DREs.

STATE	DRUG CATEGORY	2019	2020	2021	2022	2023
North Dakota	Depressants	27	13	33	36	17
	Stimulants	29	14	84	186	35
	Hallucinogens	0	1	0	1	0
	Dissociative Anesthetics	0	1	1	0	0
	Narcotic Analgesics	11	9	35	69	14
	Inhalants	1	0	0	3	1
	Cannabis	41	25	73	129	56
	Polycategory cases	46	24	61	102	21
	Total Enforcement Evaluations	134	84	71	160	121
	Total DREs	52	35	45	54	49

## Ohio

The Ohio DEC Program focused on building out established projects, developing partnerships, and expanding training tracts. Ohio's first DRE all-out night was held, where DREs from across the state were working in partnership to enforce impaired driving aggressively. This effort was enhanced by utilizing the statewide callout system, which allows officers to contact a DRE directly.

### Other Training

The Ohio DEC Program provided many training courses to agencies across the state. Among these courses was Advanced Cannabis Impairment Training, a course focused on the increased prevalence of impaired adult marijuana users.

### Interesting Cases

In February of 2023, a trooper was struck while outside of his vehicle by a drug-impaired driver. The crash resulted in serious injuries to the trooper. This incident demonstrated the DEC Program's professionalism and impact during critical incidents. The DRE callout system was utilized, and a DRE instructor responded to the hospital. Although unable to conduct a full evaluation due to the suspect's injuries, valuable information and evidence were collected that aided in the successful conviction of the suspect.

### Challenges/Accomplishments

In total, 1,240 law enforcement officers and prosecutors received training in various topics of impaired driving enforcement. These efforts were intended to aid in the reduction of fatal crashes and impaired driving incidents, impacting countless lives along the way. Once again, the professionalism of the exceptional group of DRE instructors and the level of knowledge they possess should be applauded.

STATE	DRUG CATEGORY	2019	2020	2021	2022	2023
Ohio	Depressants	152	105	133	96	88
	Stimulants	200	105	127	129	120
	Hallucinogens	3	3	0	0	2
	Dissociative Anesthetics	13	5	2	6	2
	Narcotic Analgesics	233	133	172	13	114
	Inhalants	1	1	1	1	0
	Cannabis	388	159	192	188	195
	Polycategory cases	144	NR	119	96	92
	Total Enforcement Evaluations	606	422	345	343	338
	Total DREs	215	203	167	181	168

# Oklahoma

Oklahoma transitioned to a new DRE state coordinator in October of 2023. This change began an overhaul of the state’s DRE evaluation reporting systems. The DEC Program also began the process of preparing to implement a DRE callout or “Find-a-DRE” system to be used throughout the state. Oklahoma also began to see a significant increase in the number of Tribal agencies sending candidates to DRE schools. This growth is anticipated to become exponential in the next few years as the state experiences growth and changes from the U.S. Supreme Court ruling in *McGirt v Oklahoma*.

## Other Training

Oklahoma DREs assisted with a state-wide juvenile outreach program to prevent reckless, inattentive, and impaired driving in high school students. DREs attended approximately five events and had contact with over 1,000 students. Courses were also presented to local Rotary Clubs about the challenges presented by drug-impaired driving. At the request of a state-wide judicial representation group, DREs presented a course to judges to educate them on the functions and training of DREs.

## Interesting Cases

A DRE in Oklahoma City was highlighted by local news outlets for using his DRE training and experience with his involvement with Special Olympics Oklahoma. The DRE was able to recognize a juvenile who was autistic and noncommunicative quickly. The DRE’s quick recognition of the juvenile’s condition prevented what likely would have been a response to a resisting incident, as the juvenile seemed to be attempting to rob a convenience store.

## Challenges/Accomplishments

The year proved to be both a rewarding and challenging year for the Oklahoma DEC Program. Due to a management change, some issues developed at the facility utilized for in-state field certification. Additional in-state field certification sites were researched, but those sites could accommodate only about 10 DRE students. Additional steps will be taken to address these issues. The reward that took place was in response to the change of the DRE state coordinator. Dialogue was opened with OHSO about providing funding for a full-time state coordinator position. This plan was developed, and Oklahoma transitioned from a voluntary state coordinator to a full-time state coordinator.

STATE	DRUG CATEGORY	2019	2020	2021	2022	2023
Oklahoma	Depressants	77	NR	69	114	45
	Stimulants	139	NR	107	127	58
	Hallucinogens	1	NR	5	10	0
	Dissociative Anesthetics	15	NR	6	10	8
	Narcotic Analgesics	77	NR	78	126	43
	Inhalants	2	NR	1	5	3
	Cannabis	115	NR	155	15	83
	Polycategory cases	221	NR	144	171	72
	Total Enforcement Evaluations	178	113	74	163	107
	Total DREs	205	170	198	178	120

## Oregon

The Oregon DEC Program transitioned state coordinators because the former state coordinator accepted a chief's position within the state. Oregon had a significant increase in the number of DUUI refusals during this year, which caused the number of DRE evaluations to drop significantly. One DRE school was conducted with nine candidates successfully completing the training and being certified. The regional coordinators have met and brainstormed ways to increase the number of DREs in the program.

### Other Training

DRE and DRE instructors have presented DITEP, ARIDE, and EDIT classes. Also, they have presented the topic of impaired driving to other organizations around the state. Work has started in preparation for the 2024 DRE in-service training in April 2024.

### Interesting Cases

A DRE assisted in the investigation of a fatal crash. A passenger van was parked on the side of the interstate and was hit from behind by a commercial motor vehicle. Seven fatalities resulted from this crash. The DRE assisted in documenting that the driver was impaired, and the driver was arrested for seven counts of manslaughter, DUI, and other related charges.

### Challenges/Accomplishments

Oregon has started the implementation of the ITSMR's Tablet system. That project is ongoing and expected to be completed in 2024.

STATE	DRUG CATEGORY	2019	2020	2021	2022	2023
Oregon	Depressants	248	244	196	114	60
	Stimulants	373	285	329	127	160
	Hallucinogens	7	7	10	10	4
	Dissociative Anesthetics	7	6	4	10	1
	Narcotic Analgesics	255	212	236	126	102
	Inhalants	9	7	5	5	3
	Cannabis	549	440	395	15	189
	Polycategory cases	402	372	353	171	157
	Total Enforcement Evaluations	1,107	882	855	163	400
	Total DREs	187	176	180	163	149

## Pennsylvania

The Pennsylvania DEC Program continued to grow in 2023. The number of state DREs surpassed 250 for the first time in the program's history. DRE certification training continues to be conducted successfully in Philadelphia. Pennsylvania municipal DREs continued to use a text message callout process with increasing success. Due to contractual issues, not all agencies are currently using the messaging callout system. All Pennsylvania DRE overtime callout reimbursements are covered with grant funding.

### Other Training

The PA DUI Association Annual Meeting in Harrisburg included a specific DRE track, which 90 DREs attended, including DREs from surrounding states. Pennsylvania DREs assisted with Medical Marijuana Law training. The Pennsylvania DRE certification site was also used during 10 additional DRE classes held by 4 additional states. Over 12 total certification classes were held, and 1,035 subjects were tested. Out of all the

drug category opinions, 85 percent were confirmed by oral fluid testing. During these trainings, volunteer subjects were encouraged to attend treatment programs. Of those individuals, 66 agreed and were helped by being transported to a treatment facility directly from the field certification training site. A presentation about the DEC Program was provided to the Delaware County Bar Association.

### Interesting Cases

The Pennsylvania State Police (PSP) Vice Unit contacted a PSP DRE to look for a vehicle. The operator of this vehicle was a suspect in several rape cases in Kansas and Texas. The DRE located and stopped the vehicle. While speaking with the operator, his eyes were glassy, and he was very nervous/confused. The weather was inclement, and it was a busy road, so the DRE conducted HGN testing on the side of the road and observed no clues. The subject was then transported to the PSP installation to conduct a drug influence evaluation. The DRE's opinion was not impaired, and the subject was released. The DRE then notified the Vice Unit of the contact. The discarded PBT straw and thermometer sheath were seized and sent to the Texas agency, where they used DNA from these items to confirm that he was the suspect who committed the rapes. A week later, a warrant was executed, and he was taken into custody and extradited to Texas, and eventually Kansas, where he will be facing significant incarceration sentences. Although the evaluation resulted in an opinion of not impaired, evidence obtained in this investigation led to the successful completion of several significant criminal investigations.

### Challenges/Accomplishments

During the PA DUI Association Annual Top Gun Award banquet, seven Pennsylvania DREs received awards for the number of evaluations they conducted. Additionally, the association presented the Pennsylvania DRE Award for Excellence to the Center for Forensic Science Research & Education, District Attorney Katie Charlton and Lt. Gregory Kunselman for their contributions to the Pennsylvania DEC Program.

STATE	DRUG CATEGORY	2019	2020	2021	2022	2023
Pennsylvania	Depressants	552	453	532	383	366
	Stimulants	753	531	988	796	677
	Hallucinogens	22	8	8	9	2
	Dissociative Anesthetics	49	0	79	62	30
	Narcotic Analgesics	988	621	1,193	810	694
	Inhalants	16	4	16	5	6
	Cannabis	881	860	1,103	866	824
	Polycategory cases	NR	NR	1,214	917	771
	Total Enforcement Evaluations	1,935	1,864	2,197	1,824	1,723
	Total DREs	200	209	234	253	251

## Rhode Island

Rhode Island had 11 DREs decertify during the calendar year. The 2023 DRE class was postponed until 2024. An SFST Instructor Development Class was conducted, and added 30 new SFST instructors to the 26 existing instructors. Back-to-back ARIDE classes were conducted in December. The Rhode Island DEC Program receives great funding from the state's Highway Safety Office, which pays for training, instructor stipends, and the state's callout system. Rhode Island conducts field certification in-state training at the Providence Rescue Misson. The site is being evaluated to see if the location can be offered for other states to use.



## Other Training

Since the IACP has offered training sessions with the TSRP Florida webinar series, Rhode Island has allowed DREs to attend this training along with other approved training to accumulate the training hours needed for recertification. Other training for the DREs has included tablet training and step-by-step procedures for uploading DRE evaluations to the database. The assistant attorneys general and TSRP gave several legal updates across the state on impaired driving cases that affect local, state, and national laws. The state's DECP Program has been working with several highway safety advocates to host a green lab.

## Challenges/Accomplishments

Rhode Island implemented a DRE callout system. All 39 cities and towns can use this system to call out one of the 61 DREs when needed. One of the biggest challenges facing the program is that over 70 percent of all suspected impaired drivers refuse a chemical test, which usually includes not participating in a DRE evaluation. Rhode Island's DEC Program received a grant from NHTSA to purchase 20 DRE tablets for a 2024 DRE school. The state is also in the early stages of establishing an electronic warrant program specifically for impaired driving cases.

STATE	DRUG CATEGORY	2019	2020	2021	2022	2023
Rhode Island	Depressants	26	24	78	33	13
	Stimulants	22	57	59	43	12
	Hallucinogens	0	0	9	2	0
	Dissociative Anesthetics	0	2	6	0	0
	Narcotic Analgesics	18	46	61	50	9
	Inhalants	0	0	2	0	1
	Cannabis	56	48	88	59	16
	Polycategory cases	44	58	204	53	17
	Total Enforcement Evaluations	61	77	80	42	30
	Total DREs	63	59	63	75	61

## South Carolina

The South Carolina DEC Program continues to recover and has begun seeing an increase in the number of evaluations performed, returning to close to pre-COVID-19 numbers. The program's growth has resulted in considering adding an assistant state coordinator position. The field certification site used for DRE training is still operational in Winston-Salem, NC. However, South Carolina is still open-minded about using other sites, and a jail setting is preferred. South Carolina has no official callout system due to the lack of coverage across the state and how the various departments are structured. Therefore, the DREs have organized their own callout system that works best for their area.

## Other Training

DRE instructors provided training to magistrates and solicitors in the state.

## Interesting cases

Two DREs in the Mount Pleasant, South Carolina, area stopped a female and were preparing to conduct a field sobriety test on her when they realized something was off and called an ambulance. The female was found to have a brain tumor, and the DREs were credited with saving her life. This case made their regional news.

A DRE in the Charleston, South Carolina, area was involved in a traffic crash investigation wherein a newly married couple were leaving their wedding reception in a golf-cart style vehicle when they were hit by a car. The crash caused the cart to roll several times. The new bride was killed in the collision. The driver was found to be impaired. This case made national news.

### Challenges/Accomplishments

The state coordinator reviewed the *New Jersey v. Olenowski* opinion and began auditing the South Carolina DEC Program to ensure that it could withstand similar challenges.

STATE	DRUG CATEGORY	2019	2020	2021	2022	2023
South Carolina	Depressants	68	39	79	126	67
	Stimulants	118	36	182	356	52
	Hallucinogens	3	1	9	4	2
	Dissociative Anesthetics	3	3	4	1	5
	Narcotic Analgesics	76	37	91	176	69
	Inhalants	2	3	2	4	0
	Cannabis	181	58	133	293	91
	Polycategory cases	200	85	127	286	74
	Total Enforcement Evaluations	249	139	118	131	217
	Total DREs	114	97	101	117	112

## South Dakota

The South Dakota DEC Program had one DRE school in 2023 with eight students completing certification and one person from the State Attorney’s Office auditing the class. Even with the new DREs, the program’s DREs decreased in numbers due to promotion, job change, or DREs choosing not to recertify. However, the state conducted more ARIDE classes in 2023 than in recent years.

### Other Training

South Dakota had two DRE in-service training sessions this year. They were well attended, and the state’s DEC Program is looking forward to expanding the DRE in-service training in 2024. DREs presented on drugged driving topics and conducted a wet lab training at the 2023 Prosecuting Attorney’s Conference.

### Challenges/Accomplishments

Even though the number of DREs decreased, the number of evaluations completed increased in 2023. A continuing challenge is recruiting and retaining DREs.

STATE	DRUG CATEGORY	2019	2020	2021	2022	2023
South Dakota	Depressants	16	30	19	20	20
	Stimulants	86	85	201	92	56
	Hallucinogens	1	5	3	1	2
	Dissociative Anesthetics	1	3	6	0	1
	Narcotic Analgesics	34	3	79	21	15
	Inhalants	0	0	0	0	1
	Cannabis	70	85	138	95	74
	Polycategory cases	79	97	128	63	45
	Total Enforcement Evaluations	121	90	207	74	129
	Total DREs	58	64	73	56	55

# Tennessee

The state saw a transition to a new state coordinator due to the retirement of the longstanding state coordinator. Under the new coordinator, 21 ARIDE Classes, one DRE school, and multiple DRE in-service trainings were held.

## Interesting cases

In a Loudon County Case, an officer was struck and killed by a suspected impaired tractor-trailer driver. A DRE evaluation was performed, and the DRE's opinion was cannabis impairment. The case highlights the importance of DRE evidence and blood draws.

STATE	DRUG CATEGORY	2019	2020	2021	2022	2023
Tennessee	Depressants	146	114	44	85	8
	Stimulants	115	57	54	80	5
	Hallucinogens	7	1	0	2	0
	Dissociative Anesthetics	3	2	1	2	0
	Narcotic Analgesics	130	70	47	82	8
	Inhalants	0	0	1	0	0
	Cannabis	159	103	61	83	4
	Polycategory cases	191	119	62	108	2
	Total Enforcement Evaluations	384	208	162	244	19
	Total DREs	226	243	267	307	315

# Texas

Texas saw an expansion of their DEC Program's efforts. Five DRE schools and 11 DRE in-service classes were presented. All courses were led by staff DRE instructors, resulting in continued consistency in the delivery of the curriculum. This reduction of regional curriculum differences has been well received. The program began a partnership with the Texas District and County Attorneys Association to provide prosecutors with an overview of the DEC Program as well as inviting them to audit DRE and ARIDE classes. Relationships established with Bexar County and Harris County have expanded reliable locations for field certification training for DRE schools.

## Other Training

Texas conducted several other training courses during the year. Classes included 125 SFST refresher classes, which trained 1,243 officers and 18 DITEP refreshers, which trained 475 participants.

STATE	DRUG CATEGORY	2019	2020	2021	2022	2023
Texas	Depressants	369	NR	376	504	278
	Stimulants	57	NR	495	801	147
	Hallucinogens	1	NR	11	34	5
	Dissociative Anesthetics	86	NR	89	54	25
	Narcotic Analgesics	464	NR	356	501	118
	Inhalants	7	NR	1	11	9
	Cannabis	461	NR	489	646	246
	Polycategory cases	972	254	565	831	247
	Total Enforcement Evaluations	1,197	592	431	439	599
	Total DREs	410	371	297	335	365

# Utah

Utah had one DRE school with 20 students successfully completing the training after the certification phase in Mesa, Arizona. One DRE instructor development class was conducted. The DEC Program is working to implement a DRE data system using tablets and ITSMR software.

## Other Training

Oral fluid testing began in the state with the Utah Highway Patrol. SoToxa devices have been issued, but their availability is limited in some of the field sections. This project includes evaluation, training, and coordination with prosecutors and the state toxicology laboratory.

## Interesting Cases

There were several cases involving DREs with major crashes. One in particular was in St. George, where there were two fatal crashes, one involving pedestrians and another bicyclists. The use of the DREs was invaluable during the investigations in both cases.

## Challenges/Accomplishments

This past year, additional grant funding was acquired to implement data collection devices (tablets) and DRE tracking software through ITSMR. The major challenge the program faces is retaining current DREs.

STATE	DRUG CATEGORY	2019	2020	2021	2022	2023
Utah	Depressants	54	NR	66	82	21
	Stimulants	91	NR	190	144	32
	Hallucinogens	1	NR	0	0	0
	Dissociative Anesthetics	2	NR	2	2	1
	Narcotic Analgesics	54	NR	121	129	30
	Inhalants	1	NR	3	2	2
	Cannabis	47	NR	162	110	35
	Polycategory cases	124	90	188	178	41
	Total Enforcement Evaluations	141	118	183	81	73
	Total DREs	86	72	70	81	78

# Vermont

Vermont held a DRE school in Burlington, followed by field certification in Jacksonville, Florida. Five officers and two auditing students, made up of a prosecutor and a lab technician, attended the school. Vermont experienced 387 requests for a DRE response from law enforcement agencies in 2023 through its statewide alert system.

## Other Training

Two full-day DRE recertification trainings were conducted during the year. Eight DREs were able to attend the IACP IDTS Conference held in Anaheim, California. Two DREs attended the Borkenstein Drug Course in Madison, Wisconsin. In addition, the Vermont program offered several training webinars to DREs throughout the year.

## Interesting Cases

A DRE assisted with a two-vehicle fatality collision in the town of Colchester. The at-fault operator drove off the roadway and struck a vehicle stopped at a stop sign at an intersection. The operator was evaluated, and the DRE’s opinion was that the driver was under the influence of CNS depressants and cannabis.

## Challenges/Accomplishments

Vermont has experienced some challenges in recruiting new DREs and is currently at the lowest number of certified DREs since 2016. The year 2023 saw a 6 percent decrease in the number of enforcement evaluations from 2022.

STATE	DRUG CATEGORY	2019	2020	2021	2022	2023
Vermont	Depressants	94	92	47	78	56
	Stimulants	66	85	97	121	141
	Hallucinogens	0	0	0	0	1
	Dissociative Anesthetics	2	3	3	0	3
	Narcotic Analgesics	124	129	142	189	167
	Inhalants	0	3	3	0	0
	Cannabis	186	193	131	159	119
	Polycategory cases	112	137	124	162	157
	Total Enforcement Evaluations	385	423	314	398	386
	Total DREs	56	57	44	41	39

## Virginia

Virginia State Police continues a relationship overseeing the state’s DEC Program with the DMV. A DRE instructor school was completed with four instructor candidates scheduled to complete their apprenticeship at the next certification training, bringing the state’s DRE instructor total to 12. Two certification weeks were held in Roanoke, Virginia, allowing the DREs to complete their field certifications within the state.

## Other Training

All DRE instructors, the top two regional DREs, and the top student graduating DRE class attended the IACP Impaired Driving and Traffic Safety Conference (IDTS), in Anaheim, California, for advanced training. Classes were presented on Driving Under the Influence of Drugs (DUID) by the Commonwealth Attorneys Security Council with assistance from Virginia’s DRE instructors to law enforcement officers and prosecutors. Additionally, DRE in-service training and presentations to the Virginia General Assembly were provided by DRE instructors in furtherance of the state’s DEC Program.

## Interesting cases

A fatal motor vehicle crash occurred in Virginia Beach, where a drug influence evaluation was conducted. The DRE identified cannabis to be the impairing substance. The DEC Program’s competence was upheld by the court, and the DRE was qualified as an expert in the circuit court. This case is set for trial at the end of April.

## Challenges/Accomplishments

The Eastern Region of Virginia began the use of a mobile app to allow for DRE callouts. Work is being done on an MOU to expand the reach of the callout system to bordering agencies and to address overtime reimbursement. Agencies are being contacted to address officer/deputy availability to attend ARIDE training



and the impact on staffing by having the officer attend the training. Better communication among the DREs, their departments, and the state coordinator has led to the implementation of quarterly skill-based training.

STATE	DRUG CATEGORY	2019	2020	2021	2022	2023
Virginia	Depressants	22	21	25	51	57
	Stimulants	14	6	59	195	85
	Hallucinogens	0	0	0	0	6
	Dissociative Anesthetics	1	0	0	3	3
	Narcotic Analgesics	22	16	53	137	76
	Inhalants	0	0	0	3	1
	Cannabis	18	19	80	220	122
	Polycategory cases	31	30	53	181	102
	Total Enforcement Evaluations	75	78	52	185	242
	Total DREs	25	22	34	56	61

## Washington

Washington certified 23 new DREs in 2023. Two DRE classes, each with 12 students, were conducted. Washington's DEC Program continues to focus efforts on getting energy back into the program through expanding partnerships. The program focuses on the relationships with law enforcement agencies and the Washington Traffic Safety Commission (WTSC) in an effort to provide the best DRE service possible to Washington's communities. The continued effort to bring the ITSMR program to Washington is ongoing. Our text-to-callout system continues to work efficiently across the state.

### Other Training

In 2023, Washington held 25 ARIDE classes. There was a significant increase in the number of DITEP training classes across the state. Seattle hosted the 2023 Lifesavers Conference; it was utilized as an in-service training opportunity for Washington's DREs with approximately half of Washington's DREs attending. The WTSC held two additional training sessions called the Traffic Safety Champions Conferences. The Washington DEC Program was able to send 15 people to represent the program at the IACP Impaired Driving and Traffic Safety Conference in Anaheim, California. Washington DREs spent 67 hours providing other training about the impacts of drugs and drug-impaired driving. It was inclusive of community events and requests by community programs, schools, hospitals, and companies.

### Challenges/Accomplishments

The state's DEC Program continues to seek an increase in funding and looks to build advocates for the state to utilize the ITSMR data system, and to continue to grow the program with two DRE schools per year.

STATE	DRUG CATEGORY	2019	2020	2021	2022	2023
Washington	Depressants	28	NR	184	72	81
	Stimulants	26	NR	329	165	198
	Hallucinogens	2	NR	1	3	3
	Dissociative Anesthetics	0	NR	6	1	4
	Narcotic Analgesics	30	NR	233	159	186
	Inhalants	0	NR	5	4	7
	Cannabis	33	NR	215	83	136
	Polycategory cases	120	271	311	149	192
	Total Enforcement Evaluations	688	798	667	372	502
	Total DREs	161	136	110	112	121

## West Virginia

The West Virginia DEC Program continued to focus efforts on impaired driving training courses throughout the state, providing basic SFST courses, ARIDE training, and DRE in-service events. There was an emphasis on recertification for current DREs to curtail attrition.

The DEC Program continued to utilize the DRE callout program through the West Virginia State Police's call center. Several West Virginia law enforcement officers use this system. However, the rural West Virginia geography, coupled with the sparse number of available West Virginia DREs, leads to a more direct approach from the officers contacting DREs statewide. DREs participated in overtime reimbursement opportunities through the West Virginia Governor's Highway Safety Office funding programs. Agencies have indicated the benefit of this funding opportunity allowing their agencies to continue participation in the program.

West Virginia was unable to facilitate a DRE school in 2023. Fortunately, North Carolina allowed two West Virginia officers to attend their DRE school in Statesville, North Carolina. Both officers were certified. North Carolina also allowed two of West Virginia's DRE instructors to participate in all three phases of training.

### Other Training

The West Virginia Supreme Court allowed DREs to participate in the annual magistrate court training event. This opportunity allowed the program to provide the lower court with impaired driving training, which had not been done before. The magistrates and misdemeanor judges provided positive feedback on the training. Future opportunities are being discussed.

STATE	DRUG CATEGORY	2019	2020	2021	2022	2023
West Virginia	Depressants	96	61	36	43	37
	Stimulants	108	86	50	94	78
	Hallucinogens	1	0	0	1	1
	Dissociative Anesthetics	1	0	0	1	1
	Narcotic Analgesics	111	114	71	109	74
	Inhalants	1	1	0	0	2
	Cannabis	95	110	57	85	64
	Polycategory cases	101	85	46	73	72
	Total Enforcement Evaluations	335	333	194	213	221
	Total DREs	47	42	33	38	37

# Wisconsin

Wisconsin’s DEC Program continued to grow, despite abnormally high attrition. A third DRE school was added just for the Wisconsin State Patrol. All field certifications were once again held in the state at the Milwaukee Police Training Academy.

## Other Training

DRE Nicole Crocker taught Wisconsin’s first-ever green lab, even though marijuana is not legal here. What made this training unique compared to green labs in other states was, instead of marijuana, this training used novel isomerized THC products that are found in locations across Wisconsin. DREs were used to present on the topic of drugged driving at the Municipal Judge’s Conference, Juvenile Officer’s Association Conference, Wisconsin Traffic Safety Officer’s Association Conference, and various community groups.

## Interesting Cases

In one 10-hour shift, a DRE conducted two exceptionally noteworthy evaluations. The first was a drugged driver who was tied to a large drug operation, which led to the seizure of drugs, vehicles, and multiple charges being filed in both Wisconsin and Iowa. During the second evaluation, he saved the life of an impaired driver by recognizing the signs of a medical emergency and summoning medical attention. The hospital staff said the man would have died had it not been for the actions of the DRE.

## Challenges/Accomplishments

Wisconsin started the implementation of a Law Enforcement Phlebotomy program. Funding was approved in June, and the first pilot class will be completed before October 1, 2024.

STATE	DRUG CATEGORY	2019	2020	2021	2022	2023
Wisconsin	Depressants	349	131	328	201	128
	Stimulants	452	212	453	387	197
	Hallucinogens	22	6	15	7	4
	Dissociative Anesthetics	17	4	25	13	5
	Narcotic Analgesics	243	177	372	288	170
	Inhalants	6	3	2	4	7
	Cannabis	460	186	465	359	276
	Polycategory cases	551	391	427	324	189
	Total Enforcement Evaluations	1,107	901	893	625	633
	Total DREs	315	331	358	372	391

# Wyoming

Wyoming had a change in the DRE state coordinator in December due to the retirement of the previous state coordinator. The new state coordinator’s knowledge of the DEC Program was able to ensure a smooth transition. The Wyoming DEC Program aims to increase the number of certified DREs to no less than 60 statewide, hold five ARIDE courses, one DRE recertification course, and is currently assisting in planning a statewide traffic safety/impaired driving prevention conference.

## Other Training

The Wyoming DEC Program assisted in organizing and conducting the Rocky Mountain Prevention and Traffic Safety Summit in Laramie, Wyoming.

## Challenges/Accomplishments

The program's current challenge is the retention and recruitment of DREs statewide. Unfortunately, there are several regions with little to no DRE representation in Wyoming.

STATE	DRUG CATEGORY	2019	2020	2021	2022	2023
Wyoming	Depressants	9	8	27	19	13
	Stimulants	9	33	40	30	32
	Hallucinogens	1	0	0	1	0
	Dissociative Anesthetics	1	1	0	0	0
	Narcotic Analgesics	8	9	18	15	9
	Inhalants	2	1	1	0	1
	Cannabis	20	23	39	41	32
	Polycategory cases	19	45	34	27	23
	Total Enforcement Evaluations	81	86	96	60	69
	Total DREs	61	60	NR	21	43



# Canada DECP Totals

## CURRENT DREs

Number of certified DREs.....	1,219
Number of DRE instructors.....	169

## EVALUATIONS

Number of enforcement evaluations.....	4,443
Number of training evaluations.....	648
Total number of evaluations.....	5,091

## DRUG CATEGORY (DRE'S OPINION)

Depressants.....	735
Stimulants.....	1,738
Hallucinogens.....	24
Dissociative Anesthetics.....	39
Narcotic Analgesics.....	1,566
Inhalants.....	16
Cannabis.....	1,002

## POLY DRUGS USE

Total number.....	1,520
-------------------	-------

## OTHER

Alcohol impairment only.....	247
Medical impairment.....	64
Opinion of not impaired.....	496
Tox found no drugs.....	Pending
Toxicology refused.....	210

## DRE TRAINING

Number of DRE schools.....	17
Number of students.....	227
Number of DRE instructor schools.....	8
Number of students.....	23
Number of DRE Recertification classes.....	50

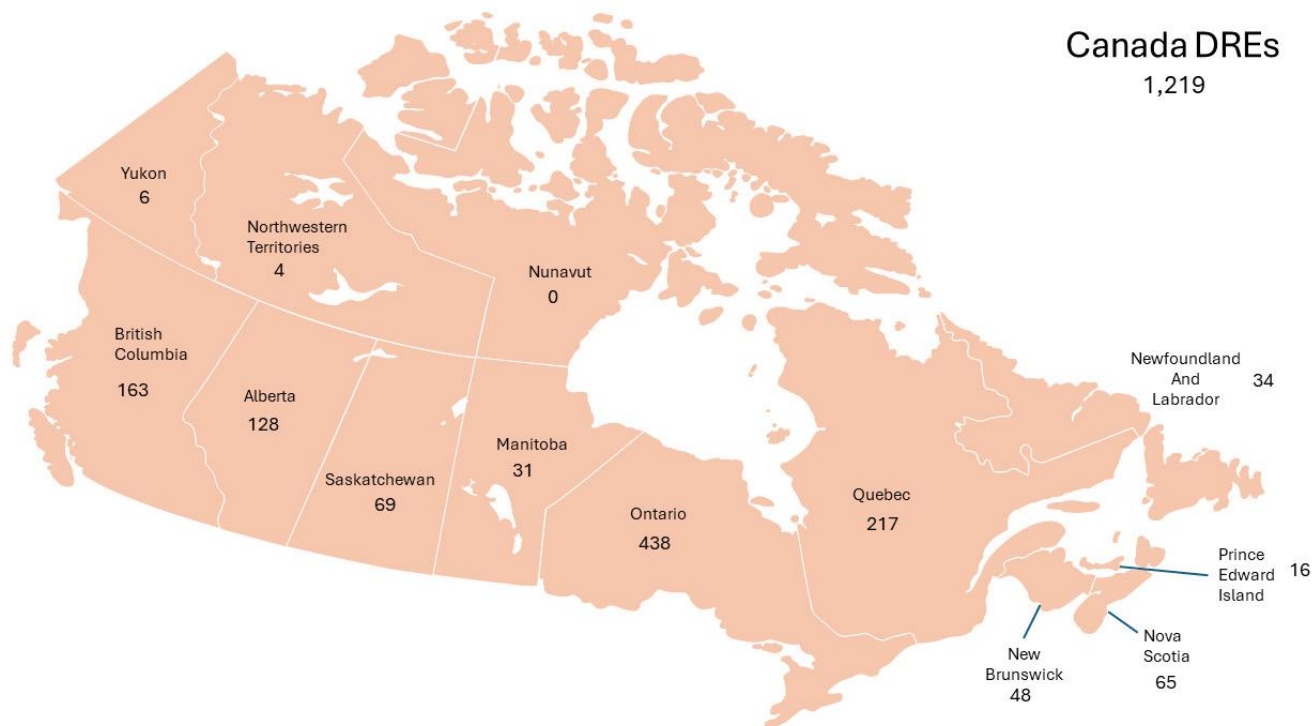
## SFST TRAINING

Number of SFST classes.....	142
Number of students trained.....	2,599
Number of SFST Instructor classes.....	14
Number of students.....	50



## Narrative

The DECP Program in Canada was able to resume training following the lull due to the COVID-19 pandemic. The resumption of training and increased efforts to recertify expired DREs has increased the number of DREs from 2022. In 2023, the number of DREs increased by 392, bringing the total to 1,219. The number of enforcement evaluations completed nationwide increased by 126 over 2022 to 4,443 in 2023.



Cannabis is the third most frequently opined category by DREs in Canada. The percentage of DRE opinions that include cannabis has statistically remained unchanged from prior to the legalization of cannabis in 2018 through 2023. CNS stimulants was the highest opined drug category in 2023, followed by Narcotic Analgesics.

In 2023, the focus will continue for SFST and DRE training. In addition, efforts are underway to encourage and motivate our existing DREs while still actively recruiting motivated and qualified officers for DRE training.

## Other Training

Training is occurring in many provinces in the use of approved drug-screening equipment (oral fluid devices). There are currently two approved devices for use by law enforcement agencies in Canada. With the increase of this training, there has been an increase of officers arresting offenders using the drug (per se) offences in the Criminal Code of Canada in the enforcement of drug-impaired driving in various provinces.

CANADIAN PROVINCES	AB	BC	MB	NB	NL	NS	NT	NU	ON	PE	QC	SK	YT
Certified DREs	128	163	31	48	34	65	4	0	438	16	217	69	6
DRE Instructors	20	22	9	12	6	18	0	0	39	1	28	14	0
Agencies with DREs													
Enforcement Evaluations Conducted	435	364	24	105	71	136	2	0	2004	35	1186	80	1
Training Evaluations Conducted	29	173	12	123	20	18	0	0	112	18	48	89	6
Total Number of Evaluations Completed	464	537	36	228	91	154	2	0	2116	53	1234	169	7
Depressants Opinions	59	81	4	17	11	34	0	0	313	201	3	12	0
Stimulants Opinions	132	260	6	48	19	47	0	0	661	518	5	42	0
Hallucinogens Opinions	0	2	1	1	0	1	0	0	7	12	0	0	0
Dissociative Anesthetics Opinions	5	6	0	0	0	1	0	0	14	12	0	1	0
Narcotic Analgesics Opinions	117	245	6	58	26	42	0	0	931	85	11	45	0
Inhalants Opinions	0	1	0	0	0	0	0	0	11	4	0	0	0
Cannabis Opinions	62	76	5	25	13	41	0	0	449	305	7	19	0
Polycategory Evaluations	87	254	3	57	20	49	0	0	804	200	2	44	0
Alcohol Only Evaluations	3	8	0	3	1	4	0	0	56	170	0	2	0
Medical Impairment Evaluations	2	4	0	5	2	4	0	0	31	16	0	0	0
Not Impaired Evaluations	13	5	4	10	10	24	0	0	311	102	9	8	0
Toxicologies No Drugs Found Evaluations													
Refused any part of evaluation (participation, stopped evaluation, or toxicology)	48	24	1	8	3	1	0	0	95	29	0	1	0
DRE Schools	1	1	0	1	1	0	0	0	9	0	3	1	0
DRE School Students	21	11	1	10	9	10	1	0	115	3	32	12	2
DRE Instructor Development Courses	2	1	0	0	0	1	0	0	1	0	2	NR	0
DRE Instructor Students	2	1	0	1	0	6	0	0	4	1	6	2	0
DRE Recertification Courses	1	20	0	3	3	1	0	0	0	0	22	NR	0
DITEP Classes													
DITEP Class Students													
Phlebotomy Classes													
Phlebotomy Class Students													
SFST Classes	30	6	2	4	0	0	0	0	63	2	35	NR	0
SFST Class Students	282	128	21	52	0	3	0	0	1133	40	940	NR	0
SFST Instructor Development Classes	5	5	1	0	0	0	0	0	1	0	2	NR	0
SFST Instructor Students	18	11	3	0	0	0	0	0	7	0	11	NR	0

