

STATE OF NEBRASKA CONTRACT AMENDMENT

PAGE 1 of 2	PRINT DATE 1/2/2026
BUSINESS UNIT 27206300	BUYER DEAN JOHNSON (NDOT)
VENDOR NUMBER: 500521	
VENDOR ADDRESS: AK BROWN ENTERPRISES LLC GENERAL TRAFFIC CONTROLS PO BOX 1000 SPENCER IA 51301-1000	

**CONTRACT NUMBER
15926 CC**

THE CONTRACT PERIOD IS:

JANUARY 31, 2026 THROUGH JANUARY 30, 2027

THIS CONTRACT HAS BEEN AMENDED PER THE FOLLOWING INFORMATION:

THIS CONTRACT IS NOT AN EXCLUSIVE CONTRACT TO FURNISH THE PERSONAL PROPERTY AND/OR SERVICES SHOWN BELOW, AND DOES NOT PRECLUDE THE PURCHASE OF SIMILAR PERSONAL PROPERTY AND/OR SERVICES FROM OTHER SOURCES.

THE STATE RESERVES THE RIGHT TO EXTEND THE PERIOD OF THIS CONTRACT BEYOND THE TERMINATION DATE WHEN MUTUALLY AGREEABLE TO THE VENDOR/CONTRACTOR AND THE STATE OF NEBRASKA.

Original/Bid Document 6831 OF

Contract to supply and deliver Multiple Traffic Cabinets to the State of Nebraska Department of Transportation.

This is the second renewal of the contract as amended.

The contract may be renewed for two (2) additional one (1) year periods when mutually agreeable to the vendor and the State of Nebraska.

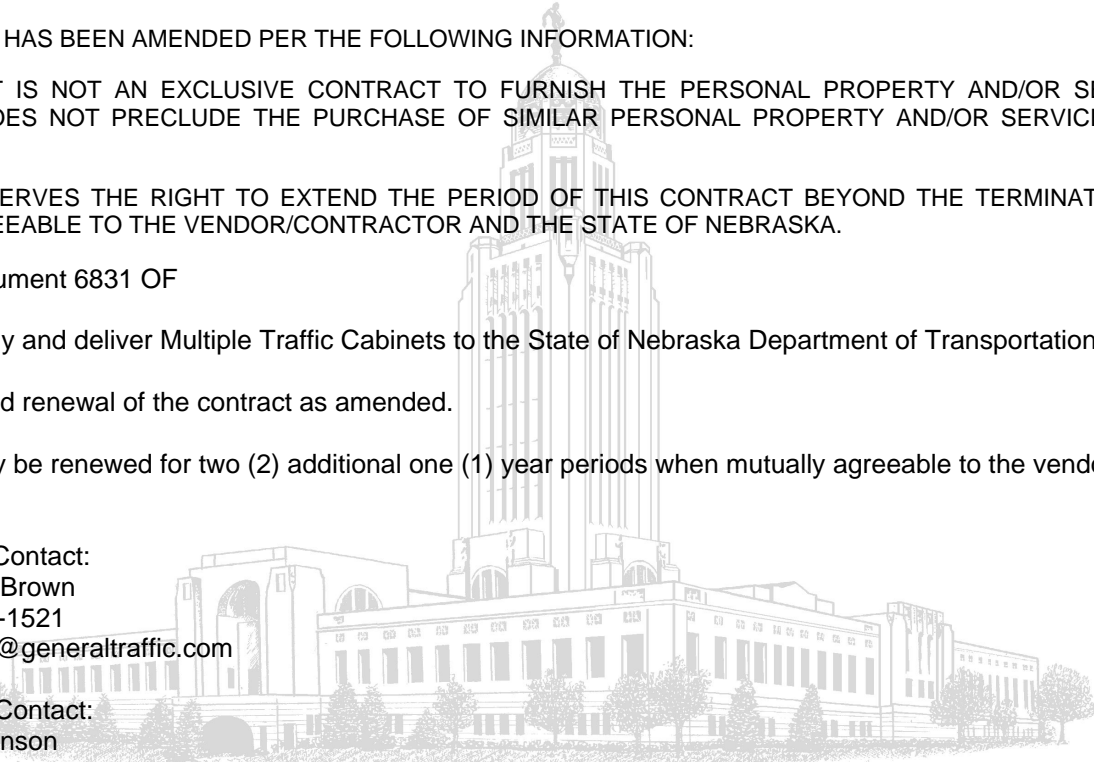
Vendor Point of Contact:

Name: Amanda Brown
Phone: 712-262-1521
E-mail: amanda@generaltraffic.com

Agency Point of Contact:

Name: Dean Johnson
Phone: 402-479-4326
E-Mail: dean.johnson@nebraska.gov
E-Mail CC: ndot.procurementsourcing@nebraska.gov

- Amendment One (1) as attached. (BT 03/18/24)
- Amendment Two (2) as attached.(bms 10/17/24)
- Amendment Three (3) as attached. (bms 12-5-24)
- Amendment Four (4) as attached. (bms 7/10/25)
- Amendment Five (5) as attached (SF 01/02/26)



Signed by:

Rita Kucera


NDOT SIGNATURE

STATE OF NEBRASKA CONTRACT AMENDMENT

PAGE 2 of 2	PRINT DATE 1/2/2026
BUSINESS UNIT 27206300	BUYER DEAN JOHNSON (NDOT)
VENDOR NUMBER: 500521	

CONTRACT NUMBER
15926 CC

Line	Description	Quantity	Unit of Measure	Unit Price	Estimated Price
1	332 LS CABINET	15.0000	EA	14,884.0000	223,260.00
2	336 LS CABINET	30.0000	EA	11,740.0000	352,200.00
3	ATC 352 CABINET	28.0000	EA	17,388.0000	486,864.00
4	ATC 356 CABINET	13.0000	EA	15,694.0000	204,022.00
Estimated Total					1,266,346.00
Order					



Initial
RK
INITIALS

**AMENDMENT FIVE
Contract Number 15926 CC**

Multiple Traffic Cabinets

**Between
the Nebraska Department of Transportation
And
AK Brown Enterprises, LLC General Traffic Controls**

THIS AMENDMENT is entered into by and between the Nebraska Department of Transportation ("NDOT") and AK Brown Enterprises, LLC General Traffic Controls ("Vendor").

WHEREAS, the NDOT has a contract with Vendor identified as 15926 CC for use by state agencies and other entities.

WHEREAS, the terms of the contract specifically state that the contract may be amended when mutually agreeable to the Vendor and the NDOT.

WHEREAS, this Amendment and any attachments hereto will become part of the Contract. Except as set forth in this Amendment, the Contract is unaffected and shall continue in full force and effect in accordance with its terms. If there is conflict between this Amendment and the Contract or any earlier amendment, the terms of this Amendment will prevail.

NOW, THEREFORE, it is agreed by the parties to amend the contract as follows:

1. The first renewal of the above-named contract expires on January 30 2026.
2. The Nebraska Department of Transportation wishes to execute the second renewal to the contract for an additional One (1) year period.
3. The contract start and end dates, wherever such reference appears in the contract, shall be changed from January 31, 2026 to January 30, 2027.

4. Lines 1 through 4 will be deleted and replaced to reflect the price increase to the contract as follows:

Line#	Description	Quantity	UOM	Unit Price	Extended Price
1	332 LS Cabinet	15	EA	\$ 14,884.00	\$ 223,260.00
2	336 LS Cabinet	30	EA	\$ 11,740.00	\$ 352,200.00
3	ATC 352 Cabinet	28	EA	\$ 17,388.00	\$ 486,864.00
4	ATC 356 Cabinet	13	EA	\$ 15,694.00	\$ 204,022.00
Total					\$ 1,266,346.00

5. This Amendment and any attachments hereto will become part of the Contract. Except as set forth in this Amendment, the Contract is unaffected and shall continue in full force and effect in accordance with its terms. If there is conflict between this Amendment and the Contract or any earlier amendment, the terms of this Amendment will prevail.

IN WITNESS WHEREOF, this amendment is entered into as of the last signature date below (the "Effective Date").

Nebraska Department of Transportation

AK Brown Enterprises, LLC

General Traffic Controls

Signed by:
Rita Kucera
By: _____
Name: Rita Kucera

Amanda Brown
By: _____
Name: Amanda Brown

Title: NDOT Materiel Administrator

Title: President

Date: January 6, 2026

Date: 12-19-2025

STATE OF NEBRASKA CONTRACT AMENDMENT

PAGE 1 of 2	PRINT DATE 7/22/2025
BUSINESS UNIT 27206300	BUYER DEAN JOHNSON (NDOT)
VENDOR NUMBER: 500521	
VENDOR ADDRESS: AK BROWN ENTERPRISES LLC GENERAL TRAFFIC CONTROLS PO BOX 1000 SPENCER IA 51301-1000	

CONTRACT NUMBER
15926 CC

THE CONTRACT PERIOD IS:

JANUARY 31, 2024 THROUGH JANUARY 30, 2026

THIS CONTRACT HAS BEEN AMENDED PER THE FOLLOWING INFORMATION:

THIS CONTRACT IS NOT AN EXCLUSIVE CONTRACT TO FURNISH THE PERSONAL PROPERTY AND/OR SERVICES SHOWN BELOW, AND DOES NOT PRECLUDE THE PURCHASE OF SIMILAR PERSONAL PROPERTY AND/OR SERVICES FROM OTHER SOURCES.

THE STATE RESERVES THE RIGHT TO EXTEND THE PERIOD OF THIS CONTRACT BEYOND THE TERMINATION DATE WHEN MUTUALLY AGREEABLE TO THE VENDOR/CONTRACTOR AND THE STATE OF NEBRASKA.

Original/Bid Document 6831 OF

Contract to supply and deliver Multiple Traffic Cabinets to the State of Nebraska.

This is the first renewal of the contract as amended.

The contract may be renewed for three (3) additional one (1) year periods when mutually agreeable to the vendor and the State of Nebraska.

Vendor Point of Contact:

Name: Amanda Brown
Phone: 712-262-1521
E-Mail: amanda@generaltraffic.com

Agency Point of Contact:

Name: Dean Johnson
Phone: 402-479-4326
E-Mail: dean.johnson@nebraska.gov
E-Mail CC: ndot.procurementsourcing@nebraska.gov

- Amendment One (1) as attached. (BT 03/18/24)
- Amendment Two (2) as attached.(bms 10/17/24)
- Amendment Three (3) as attached. (bms 12-5-24)
- Amendment Four (4) as attached. (bms 7/10/25)

Line	Description	Unit of Measure	Unit Price	Extended Price
------	-------------	-----------------	------------	----------------



DocuSigned by:

7/25/2025

D5D6G0F236ED496

MATERIEL ADMINISTRATOR

STATE OF NEBRASKA CONTRACT AMENDMENT

PAGE 2 of 2	PRINT DATE 7/22/2025
BUSINESS UNIT 27206300	BUYER DEAN JOHNSON (NDOT)
VENDOR NUMBER: 500521	

CONTRACT NUMBER
15926 CC

		Quantity			
1	332 LS CABINET	15.0000	EA	14,442.0000	216,630.00
2	336 LS CABINET	30.0000	EA	11,411.0000	319,508.00
3	ATC 352 CABINET	28.0000	EA	16,895.0000	473,060.00
4	ATC 356 CABINET	13.0000	EA	15,212.0000	197,756.00
Total Order					1,206,954.00



DS

 INITIALS

**AMENDMENT FOUR
Contract Number 15926 OC**

Multiple Traffic Cabinets

**Between
The State of Nebraska
And
AK Brown Enterprises LLC General Traffic Controls**

THIS AMENDMENT is entered into by and between the State of Nebraska (“State/Entity”) and AK Brown Enterprises LLC General Traffic Controls (“Vendor”).

WHEREAS, the State of Nebraska has a contract with Vendor identified as 15926 OC for use by state agencies and other entities.

WHEREAS, the terms of the Contract specifically state that the contract may be amended when mutually agreeable to the Vendor and the State of Nebraska.


WHEREAS, this Amendment and any attachments hereto will become part of the Contract. Except as set forth in this Amendment, the Contract is unaffected and shall continue in full force and effect in accordance with its terms. If there is conflict between this Amendment and the Contract or any earlier amendment, the terms of this Amendment will prevail.

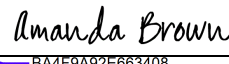
NOW, THEREFORE, it is agreed by the parties to amend the contract as follows:

1. The contract number 15926 OC will hereby be updated wherever referenced to 15926 CC
2. The administration of the Contract will hereby be transferred from The State of Nebraska (“State/Entity”) to The State of Nebraska Department of Transportation (“State/Entity/NDOT”)
3. The Buyer listed on the Contract will be updated to Dean Johnson and the Agency Point of Contact Information is hereby added as follows:

Name: Dean Johnson
Phone: 402-479-4326
E-Mail: dean.johnson@nebraska.gov
E-Mail CC: ndot.procurementsourcing@nebraska.gov

IN WITNESS WHEREOF, this amendment is entered into as of the last signature date below (the “Effective Date”).

State of Nebraska
 By: 
 Name: Michelle Potts
 Title: Materiel Administrator
 Date: 7/25/2025

AK Brown Enterprises LLC General Traffic Controls
 By: 
 Name: Amanda Brown
 Title: President
 Date: 7/10/2025

STATE OF NEBRASKA CONTRACT AMENDMENT

State Purchasing Bureau
1526 K Street, Suite 130
Lincoln, Nebraska 68508

Telephone: (402) 471-6500
Fax: (402) 471-2089

PAGE 1 of 1	ORDER DATE 12/05/2024
BUSINESS UNIT 27206300	BUYER BRENDA SENSIBAUGH (AS)
VENDOR NUMBER: 500521	
VENDOR ADDRESS: AK BROWN ENTERPRISES LLC GENERAL TRAFFIC CONTROLS PO BOX 1000 SPENCER IA 51301-1000	

CONTRACT NUMBER
15926 OC

THE CONTRACT PERIOD IS:

JANUARY 31, 2024 THROUGH JANUARY 30, 2026

THIS CONTRACT HAS BEEN AMENDED PER THE FOLLOWING INFORMATION:

NO ACTION ON THE PART OF THE CONTRACTOR NEEDS TO BE TAKEN AT THIS TIME. ORDERS FOR THE MATERIALS AND/OR SERVICES WILL BE MADE AS NEEDED BY THE VARIOUS AGENCIES OF THE STATE.

THIS CONTRACT IS NOT AN EXCLUSIVE CONTRACT TO FURNISH THE MATERIALS AND/OR SERVICES SHOWN BELOW, AND DOES NOT PRECLUDE THE PURCHASE OF SIMILAR MATERIALS AND/OR SERVICES FROM OTHER SOURCES.

THE STATE RESERVES THE RIGHT TO EXTEND THE PERIOD OF THIS CONTRACT BEYOND THE TERMINATION DATE WHEN MUTUALLY AGREEABLE TO THE CONTRACTOR AND THE STATE OF NEBRASKA.

Original/Bid Document 6831 OF

Contract to supply and deliver Multiple Traffic Cabinets to the State of Nebraska.

This is the first renewal of the contract as amended.

The contract may be renewed for three (3) additional one (1) year periods when mutually agreeable to the vendor and the State of Nebraska.

Vendor Point of Contact:
Vendor Contact: Amanda Brown
Phone: 712-262-1521
E-Mail: amanda@generaltraffic.com

Amendment One (1) as attached. (BT 03/18/24)
Amendment Two (2) as attached.(bms 10/17/24)
Amendment Three (3) as attached. (bms 12-5-24)

Line	Description	Estimated Quantity	Unit of Measure	Unit Price
1	332 LS CABINET	15.0000	EA	14,442.0000
2	336 LS CABINET	30.0000	EA	11,411.0000
3	ATC 352 CABINET	28.0000	EA	16,895.0000
4	ATC 356 CABINET	13.0000	EA	15,212.0000

DS


12/10/2024

DocuSigned by:
Brenda Sensibaugh
12/10/2024
F8D079AE588F419... BUYER

DocuSigned by:

12/11/2024
D5D6C0E238ED496 MATERIAL ADMINISTRATOR

**Amendment Three
Contract Number 15926 OC**

Multiple Traffic Cabinets

**Between
The State of Nebraska
And
AK BROWN ENTERPRISES LLC GENERAL TRAFFIC CONTROLS**

THIS AMENDMENT is entered into by and between the State of Nebraska (“State/Entity”) and AK BROWN ENTERPRISES LLC GENERAL TRAFFIC CONTROLS (“Vendor”).

WHEREAS, the State of Nebraska has a contract with Vendor identified as 15926 OC for use by state agencies and other entities.

WHEREAS, the terms of the contract specifically state that the contract may be amended when mutually agreeable to the Vendor and the State of Nebraska.

WHEREAS, This Amendment and any attachments hereto will become part of the Contract. Except as set forth in this Amendment, the Contract is unaffected and shall continue in full force and effect in accordance with its terms. If there is conflict between this Amendment and the Contract or any earlier amendment, the terms of this Amendment will prevail.


NOW, THEREFORE, it is agreed by the parties to amend the contract as follows:

- 1. Contract lines number(s) 1-4 are hereby deleted and replaced with the following.

Line	Description	Estimated Quantity	Unit of Measure	Unit Price
1	332 LS CABINET	15.0000	EA	\$14,442.0000
2	336 LS CABINET	30.0000	EA	\$11,411.0000
3	ATC 352 CABINET	28.0000	EA	\$16,895.0000
4	ATC 356 CABINET	18.0000	EA	\$15,212.0000

IN WITNESS WHEREOF, the parties have executed this amendment as of January 31, 2025, by both parties below.

State of Nebraska

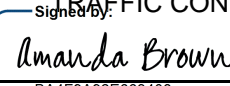
DocuSigned by:

 By: _____
D5D6C0E236ED496...

Name: Michelle Potts

Title: Materiel Administrator

Date: 12/11/2024

Vendor: AK BROWN ENTERPRISES LLC GENERA
 TRAFFIC CONTROLS

Signed by:

 By: _____
BA4F9A92E663408...

Name: Amanda Brown

Title: President

Date: 12/9/2024

STATE OF NEBRASKA CONTRACT AMENDMENT

State Purchasing Bureau
1526 K Street, Suite 130
Lincoln, Nebraska 68508

Telephone: (402) 471-6500
Fax: (402) 471-2089

CONTRACT NUMBER
15926 OC

PAGE 1 of 1	ORDER DATE 10/17/24
BUSINESS UNIT 27206300	BUYER BRENDA SENSIBAUGH (AS)
VENDOR NUMBER: 500521	
VENDOR ADDRESS: AK BROWN ENTERPRISES LLC GENERAL TRAFFIC CONTROLS PO BOX 1000 SPENCER IA 51301-1000	

THE CONTRACT PERIOD IS:

JANUARY 31, 2024 THROUGH JANUARY 30, 2026

THIS CONTRACT HAS BEEN AMENDED PER THE FOLLOWING INFORMATION:

NO ACTION ON THE PART OF THE CONTRACTOR NEEDS TO BE TAKEN AT THIS TIME. ORDERS FOR THE MATERIALS AND/OR SERVICES WILL BE MADE AS NEEDED BY THE VARIOUS AGENCIES OF THE STATE.

THIS CONTRACT IS NOT AN EXCLUSIVE CONTRACT TO FURNISH THE MATERIALS AND/OR SERVICES SHOWN BELOW, AND DOES NOT PRECLUDE THE PURCHASE OF SIMILAR MATERIALS AND/OR SERVICES FROM OTHER SOURCES.

THE STATE RESERVES THE RIGHT TO EXTEND THE PERIOD OF THIS CONTRACT BEYOND THE TERMINATION DATE WHEN MUTUALLY AGREEABLE TO THE CONTRACTOR AND THE STATE OF NEBRASKA.

Original/Bid Document 6831 OF

Contract to supply and deliver Multiple Traffic Cabinets to the State of Nebraska.

This is the first renewal of the contract as amended.

The contract may be renewed for three (3) additional one (1) year periods when mutually agreeable to the vendor and the State of Nebraska.

Vendor Point of Contact:
Vendor Contact: Amanda Brown
Phone: 712-262-1521
E-Mail: amanda@generaltraffic.com

Amendment One (1) as attached. (BT 03/18/24)
Amendment Two (2) as attached.(bms 10/17/24)

Line	Description	Estimated Quantity	Unit of Measure	Unit Price
1	332 LS CABINET	15.0000	EA	13,100.0000
2	336 LS CABINET	30.0000	EA	10,218.0000
3	ATC 352 CABINET	28.0000	EA	16,037.0000
4	ATC 356 CABINET	13.0000	EA	14,508.0000

DS


10/25/2024

DocuSigned by:
Brenda Sensibaugh 10/25/2024
F8D079AE588F419 BUYER

DocuSigned by:
 10/25/2024
D5D6C07235E6495 MATERIEL ADMINISTRATOR

**Amendment Two
Contract Number 15926 OC**

Multiple Traffic Cabinets

**Between
The State of Nebraska
And
AK Brown enterprises LLC General Traffic Controls**

THIS AMENDMENT is entered into by and between the State of Nebraska ("State/Entity") and AK Brown enterprises LLC General Traffic Controls ("Vendor").

WHEREAS, the State of Nebraska has a contract with Vendor identified as 15926 OC for use by state agencies and other entities.

WHEREAS, the terms of the contract specifically state that the contract may be amended when mutually agreeable to the Vendor and the State of Nebraska.


WHEREAS, This Amendment and any attachments hereto will become part of the Contract. Except as set forth in this Amendment, the Contract is unaffected and shall continue in full force and effect in accordance with its terms. If there is conflict between this Amendment and the Contract or any earlier amendment, the terms of this Amendment will prevail.

NOW, THEREFORE, it is agreed by the parties to amend the contract as follows:

1. The initial term of the above-named contract expires January 30, 2025.
2. The State of Nebraska wishes to execute the first renewal to the contract for an additional One (1) year period.
3. The contract end date, wherever such reference appears in the contract, shall be changed from January 30, 2025, to January 30, 2026.

IN WITNESS WHEREOF, the parties have executed this amendment as of the date of execution by both parties below.

State of Nebraska

DocuSigned by:
By: 
D5D6C0E236ED496...

Name: Michelle Potts

Title: Materiel Administrator

Date: 10/25/2024

Vendor: AK Brown enterprises LLC
General Traffic Controls

By: 
BA4F9A92E663408...

Name: Amanda Brown

Title: President

Date: 10/25/2024

STATE OF NEBRASKA CONTRACT AMENDMENT

State Purchasing Bureau
1526 K Street, Suite 130
Lincoln, Nebraska 68508

Telephone: (402) 471-6500
Fax: (402) 471-2089

PAGE 1 of 1	ORDER DATE 03/18/24
BUSINESS UNIT 27206300	BUYER BRENDA SENSIBAUGH (AS)
VENDOR NUMBER: 500521	
VENDOR ADDRESS: AK BROWN ENTERPRISES LLC GENERAL TRAFFIC CONTROLS PO BOX 1000 SPENCER IA 51301-1000	

CONTRACT NUMBER
15926 OC

THE CONTRACT PERIOD IS:

JANUARY 31, 2024 THROUGH JANUARY 30, 2025

THIS CONTRACT HAS BEEN AMENDED PER THE FOLLOWING INFORMATION:

NO ACTION ON THE PART OF THE CONTRACTOR NEEDS TO BE TAKEN AT THIS TIME. ORDERS FOR THE MATERIALS AND/OR SERVICES WILL BE MADE AS NEEDED BY THE VARIOUS AGENCIES OF THE STATE.

THIS CONTRACT IS NOT AN EXCLUSIVE CONTRACT TO FURNISH THE MATERIALS AND/OR SERVICES SHOWN BELOW, AND DOES NOT PRECLUDE THE PURCHASE OF SIMILAR MATERIALS AND/OR SERVICES FROM OTHER SOURCES.

THE STATE RESERVES THE RIGHT TO EXTEND THE PERIOD OF THIS CONTRACT BEYOND THE TERMINATION DATE WHEN MUTUALLY AGREEABLE TO THE CONTRACTOR AND THE STATE OF NEBRASKA.

Original/Bid Document 6831 OF

Contract to supply and deliver Multiple Traffic Cabinets to the State of Nebraska as per the attached specifications for the contract period January 31, 2024 through January 30, 2025. The contract may be renewed for four (4) additional one (1) year periods when mutually agreeable to the vendor and the State of Nebraska.

Vendor Contact: Amanda Brown
Phone: 712-262-1521
E-Mail: amanda@generaltraffic.com

(BT 01/26/24)
Amendment One (1) as attached. (BT 03/18/24)

Line	Description	Estimated Quantity	Unit of Measure	Unit Price
1	332 LS CABINET	15.0000	EA	13,100.0000
2	336 LS CABINET	5.0000	EA	10,218.0000
3	ATC 352 CABINET	3.0000	EA	16,037.0000
4	ATC 356 CABINET	3.0000	EA	14,508.0000

DS
RT

3/20/2024

DocuSigned by:
Brenda Sensibaugh
F8D079AE588F419... BUYER

3/20/2024

DocuSigned by:
Adam Kauffman
483FF7BB7... SUPERVISOR

4/2/2024

**Amendment One
Contract Number 15926 OC**

**To Supply and Deliver
Multiple Traffic Cabinets**

**Between
The State of Nebraska
And
General Traffic Controls, Inc.**

THIS AMENDMENT (the "Amendment") is made by the State of Nebraska, and General Traffic Controls Inc. parties to Contract 15926 OC, (the "Contract"), and upon mutual agreement and other valuable consideration, the parties agree to and hereby amend the contract effective upon execution as follows:

The purpose of this amendment is to reflect the Assignment of State of Nebraska Contract 15926 OC from General Traffic Controls, Inc. to AK Brown Enterprises, LLC DBA General Traffic Controls.

1. **WHEREAS** the State of Nebraska and General Traffic Controls Inc. are parties to the State of Nebraska Contract 15926 OC.

WHEREAS the contract requires written consent of the State before any assignment of the Contract and/or any rights and/or obligations under the contract may be made;

WHEREAS, General Traffic Controls Inc. has been changed to AK Brown Enterprises, LLC DBA General Traffic Controls.

WHEREAS, General Traffic Controls Inc. wishes to assign its contract, Nebraska Contract 15926 OC and all of its rights and obligations under the State of Nebraska Contract 15926 OC to AK Brown Enterprises, LLC DBA General Traffic Controls; and

WHEREAS, AK Brown Enterprises, LLC DBA General Traffic Controls assumes all the rights and obligations under the State of Nebraska Contract 15926 OC from General Traffic Controls, Inc and hereby agrees to fulfill all duties, responsibilities, and obligations under said contract;

NOW, THEREFORE, on the basis of the representations made in the preamble above, which are hereby averred by General Traffic Controls, Inc and AK Brown Enterprises, LLC DBA General Traffic Controls each and together agrees to perform fully and faithfully all of the duties and obligations of which they have individually and together assumed herein pursuant to the State of Nebraska Contract 15926 OC as amended, which is wholly made a part of this Assignment by this reference.

Furthermore, the Contract is amended as follows:

2. To facilitate AK Brown Enterprises, LLC DBA General Traffic Controls contractual obligations under Contract 15926 OC, Address Book Number, Contractor Name, Address and Contact Information in the original contract are hereby superseded and replaced with:

Vendor Number: 500521

Vendor Name and Address:

AK Brown Enterprises, LLC
DBA General Traffic Controls
P.O. Box 1000
Spencer, IA 51301

Vendor Contact: Amanda Brown, President
Phone: 712-262-1521
Email: amanda@generaltraffic.com

This Amendment and any attachments hereto will become part of the Contract. Except as set forth in this Amendment, the Contract is unaffected and shall continue in full force and effect in accordance with its terms. If there is conflict between this Amendment and the Contract or any earlier amendment, the terms of this Amendment will prevail.

IN WITNESS WHEREOF, the parties have executed this Amendment as of the date of execution by both parties below.

State of Nebraska

Contractor: AK Brown Enterprises, LLC
DBA General Traffic Controls

DocuSigned by:
By: *Adam Kauffman*
483FF7BB7B0143A...

DocuSigned by:
Amanda Brown
BA4F9A92E663408...

Name Adam Kauffman

Name: Amanda Brown

Title: Materiel Administrator

Title: President

Date: 4/2/2024

Date: 3/14/2024

Assignor: General Traffic Controls Inc.

DocuSigned by:
E *Amanda Brown*
BA4F9A92E663408...

Name: Amanda Brown

Title: President

Date: 3/14/2024

STATE OF NEBRASKA CONTRACT AWARD

State Purchasing Bureau
1526 K Street, Suite 130
Lincoln, Nebraska 68508

Telephone: (402) 471-6500
Fax: (402) 471-2089

CONTRACT NUMBER
15926 OC

PAGE 1 of 1	ORDER DATE 01/26/24
BUSINESS UNIT 27206300	BUYER BRENDA SENSIBAUGH (AS)
VENDOR NUMBER: 500521	
VENDOR ADDRESS: GENERAL TRAFFIC CONTROLS, INC 2915 11TH AVE SW PO BOX 1000 SPENCER IA 51301-1000	

AN AWARD HAS BEEN MADE TO THE CONTRACTOR NAMED ABOVE FOR THE FURNISHING OF MATERIALS AND/OR SERVICES AS LISTED BELOW FOR THE PERIOD:

JANUARY 31, 2024 THROUGH JANUARY 30, 2025

NO ACTION ON THE PART OF THE CONTRACTOR NEEDS TO BE TAKEN AT THIS TIME. ORDERS FOR THE MATERIALS AND/OR SERVICES WILL BE MADE AS NEEDED BY THE VARIOUS AGENCIES OF THE STATE.

THIS CONTRACT IS NOT AN EXCLUSIVE CONTRACT TO FURNISH THE MATERIALS AND/OR SERVICES SHOWN BELOW, AND DOES NOT PRECLUDE THE PURCHASE OF SIMILAR MATERIALS AND/OR SERVICES FROM OTHER SOURCES.

THE STATE RESERVES THE RIGHT TO EXTEND THE PERIOD OF THIS CONTRACT BEYOND THE TERMINATION DATE WHEN MUTUALLY AGREEABLE TO THE CONTRACTOR AND THE STATE OF NEBRASKA.

Original/Bid Document 6831 OF

Contract to supply and deliver Multiple Traffic Cabinets to the State of Nebraska as per the attached specifications for the contract period January 31, 2024 through January 30, 2025. The contract may be renewed for four (4) additional one (1) year periods when mutually agreeable to the vendor and the State of Nebraska.

Vendor Contact: Amanda Brown
Phone: 712-262-1521
E-Mail: amanda@generaltraffic.com

(BT 01/26/24)

Line	Description	Estimated Quantity	Unit of Measure	Unit Price
1	332 LS CABINET	15.0000	EA	13,100.0000
2	336 LS CABINET	5.0000	EA	10,218.0000
3	ATC 352 CABINET	3.0000	EA	16,037.0000
4	ATC 356 CABINET	3.0000	EA	14,508.0000

DS
RT

1/29/2024

DocuSigned by:
Brenda Sensibaugh 1/29/2024
F8D079AE588F419...

DocuSigned by:
Amara Block 1/29/2024
4CFF2711162A4A2... EL ADMINISTRATOR

State of Nebraska - INVITATION TO BID CONTRACT

Date	11/7/23	Page	1 of 1
Solicitation Number	6831 OF		
Opening Date and Time	December 12, 2023, 2:00 P.M.		
Buyer	BRENDA SENSIBAUGH (AS)		

DESTINATION OF GOODS
MULTIPLE DELIVERY LOCATIONS
PLEASE REFER TO DOCUMENTATION
FOR DELIVERY ADDRESSES.

Per Nebraska's Transparency in Government Procurement Act, DAS is required to collect statistical information regarding the number of contracts awarded to Nebraska contractors. This information is for statistical purposes only and will not be considered for contract award purposes.

____ NEBRASKA CONTRACTOR AFFIDAVIT: Bidder hereby attests that bidder is a Nebraska Contractor. "Nebraska Contractor" shall mean any bidder who has maintained a bona fide place of business and at least one employee within this state for at least the six (6) months immediately preceding the posting date of this ITB.

____ I hereby certify that I am a Resident disabled veteran or business located in a designated enterprise zone in accordance with Neb. Rev. Stat. §73-107 and wish to have preference, if applicable, considered in the award of this contract.

Contract to supply and deliver Multiple Traffic Cabinets to the State of Nebraska as per the attached specifications for a one (1) year period from date of award. The contract may be renewed for four (4) additional one (1) year periods when mutually agreeable to the vendor and the State of Nebraska.

(BT 10/12/23)

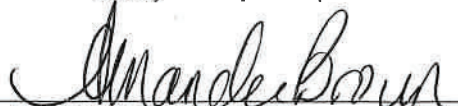
INVITATION

SEE ATTACHMENT A BID SHEET

BIDDER MUST COMPLETE THE FOLLOWING

DISCOUNT PAYMENT TERMS: - net 30 DAYS

By signing this Invitation to Bid form, the bidder guarantees compliance with the provisions stated in this invitation to Bid, agrees to the terms and conditions unless otherwise agreed to and certifies that bidder maintains a drug free work place environment. Vendor will furnish the items requested within 150 days after receipt of order. Failure to enter Delivery Date may cause quotation to be REJECTED.

Sign Here 
 (Authorized Signature Mandatory – Form must be signed manually in ink or by DocuSign)

Enter Contact Information Below

VENDOR# _____
VENDOR: General Traffic Controls
Address: PO Box 1000
Spencer, IA 51301

Contact Amanda Brown
Telephone 712-262-1521
Email amanda@generaltraffic.com

**6831 OF ATTACHMENT A – BID SHEET
MULTIPLE CONTROLLER CABINETS**

NOTE: When bidding this contract, bidders should take into consideration the Fuel Cost Adjustment (FCA) allowance for this contract. This language allows for adjustments in fuel costs upward or downward during the life of the contract. By allowing adjustments in fuel cost per the FCA, it should allow bidders to provide a more competitive bid price of the product without having to hedge their fuel costs of delivery into the price of the product for the life of the contract.

Fuel Cost Adjustment Instructions

Instructions:

- **Read the following instruction prior to moving forward to the Bid Sheet Portion of ATTACHMENT A – MULTIPLE CONTROLLER CABINETS**
- **Initial the appropriate answer in the Specification below the Fuel Cost Adjustment language below.**
- **Print out Bid Sheet using Portrait Orientation.**
- **Fill out Bid Sheet Portion of ATTACHMENT A – MULTIPLE CONTROLLER CABINETS as per instructed.**
- **When submitting your bid sheet, upload the entire ATTACHMENT A – MULTIPLE CONTROLLER CABINETS**
-

Fuel Cost Adjustment (FCA) for delivery – Diesel Due to price fuel price volatility, adjustments in pricing both upward and downward, will be required to offset changes in the cost of fuel. The following process will be utilized in order to account for and accommodate fuel price volatility:

The vendor shall set their bid price for the delivered commodity based on fuel prices for the month prior to the bid opening. During the term of the contract, for all orders placed, accommodations for changes in the retail price of fuel will be made for delivery from the shipping origin to the destination as follows: The Vendor must specify the origin of the product for each destination. If more than one origin is to be used for a destination, the one closest to the destination will be used for calculating the FCA. In the event that the origin changes during the contract period, the Vendor must furnish documentation to the state confirming such change. The state will be the sole judge as to the validity of the documentation. The origin will not be changed more than once per year. For the purpose of calculating the FCA in this contract, the following formulas and values will be used: The distance (d_i), from the origin to each destination (D_i) will be established by the state. The approximate average fuel economy (E) will be 5 miles/gallon for all vendors and destinations. The calculated amount of fuel (F_i) used for delivery to each destination will be the distance divided by the fuel economy, rounded to the nearest gallon.

$$F_i = d_i/E.$$

Monthly average diesel fuel prices will be based on data from the Nebraska Energy office website on the page titled "Average Monthly Retail On-Highway Diesel Fuel Prices in Nebraska". <http://www.neo.ne.gov/statshtml/96.htm> The initial price index (P_0) will be the monthly average for the month prior to the date of the contract. After contract starts, the monthly price (P_m) will be monitored, and monthly adjustments will begin in the month following the contract start date. The amount of the FCA for each destination will be the fuel used (as calculated above) multiplied by the difference (ΔP) between the monthly retail price (P_m) and the initial price index (P_0).

$$\Delta P = P_m - (P_0)$$

$$FCA_i = \Delta P * F_i$$

The State shall calculate the FCA for each destination and include the amount on the invoice for deliveries made. The State will supply an Excel spreadsheet to the vendor with the destinations and all necessary data so that the vendor need only enter the monthly fuel price. All of the calculations will be done automatically to determine the FCA. All invoices dated in a given calendar month shall use the monthly price (P_m) for the preceding month.

- D_i = Destination (final point of delivery)
- d_i = Approximate distance from the Origin to each Destination, miles
- E = Approximate Average Fuel Economy, miles/gallon
- F_i = Fuel used for delivery to a particular Destination, gallons

ATTACHMENT A BID SHEET - MULTIPLE CONTROLLER CABINETS & DELIVERY LOCATIONS

VENDOR NAME

332 LS CABINETS

* Prices quoted shall be unit price (per loaded cabinet as per description in Section VI 332 LS Traffic Signal Controller Cabinets Technical Specifications C) of **XXXX OF** to district locations below.

** Bidder to enter shipping origin address. If multiple shipping origins available, bidder to use closest shipping origin address to the delivery address.

***Link to Nebraska Average Monthly Retail Diesel Fuel Prices

<https://neo.ne.gov/programs/stats/inf/96.htm>

DISTRICT	ESTIMATED USAGE	SHIPPING ORIGIN ADDRESS	NDOT DELIVERY ADDRESS	State Wide Price
1 - 8	15	2365 Oak Ridge Way Vista, CA 92081	302 SUPERIOR ST. LINCOLN NE 68521	\$13,100.00
		SHIPPING ORIGIN ADDRESS	NDOT DELIVERY ADDRESS	
		Same	4425 S. 108TH ST OMAHA NE 68145-0461	
		SHIPPING ORIGIN ADDRESS	NDOT DELIVERY ADDRESS	
			1001 ALASKA AVE. NORFOLK NE 68701-2201	
		SHIPPING ORIGIN ADDRESS	NDOT DELIVERY ADDRESS	
			3305 W. Old Potash Hwy. GRAND ISLAND NE 68802-1488	
		SHIPPING ORIGIN ADDRESS	NDOT DELIVERY ADDRESS	
			140375 RUNDELL ROAD GERING NE 69341-0220	
		SHIPPING ORIGIN ADDRESS	NDOT DELIVERY ADDRESS	
			2400 W. 14th St. NORTH PLATTE NE 69101-1108	
		SHIPPING ORIGIN ADDRESS	NDOT DELIVERY ADDRESS	
			619 AUDITORIUM DRIVE MCCOOK NE 69001-3569	
SHIPPING ORIGIN ADDRESS	NDOT DELIVERY ADDRESS			
	602 E 1ST ST. VALENTINE NE 69201			

336 LS CABINETS

* Prices quoted shall be unit price (per loaded cabinet as per description in Section VI 336 LS Traffic Signal Controller Cabinets Technical Specifications D) of XXXX OF to district locations below.

** Bidder to enter shipping origin address. If multiple shipping origins available, bidder to use closest shipping origin address to the delivery address.

***Link to Nebraska Average Monthly Retail Diesel Fuel Prices

<https://neo.ne.gov/programs/stats/inf/96.htm>

DISTRICT	ESTIMATED USAG	SHIPPING ORIGIN ADDRESS	NDOT DELIVERY ADDRESS	State Wide Price
1 - 8	5	2365 Oak Ridge Way Vista, CA 92081	302 SUPERIOR ST. LINCOLN NE 68521	\$10,218.00
		SHIPPING ORIGIN ADDRESS	NDOT DELIVERY ADDRESS	
		Same	4425 S. 108TH ST OMAHA NE 68145-0461	
		SHIPPING ORIGIN ADDRESS	NDOT DELIVERY ADDRESS	
			1001 ALASKA AVE. NORFOLK NE 68701-2201	
		SHIPPING ORIGIN ADDRESS	NDOT DELIVERY ADDRESS	
			3305 W. Old Potash Hwy. GRAND ISLAND NE 68802-1488	
		SHIPPING ORIGIN ADDRESS	NDOT DELIVERY ADDRESS	
			140375 RUNDELL ROAD GERING NE 69341-0220	
		SHIPPING ORIGIN ADDRESS	NDOT DELIVERY ADDRESS	
			2400 W. 14th St. NORTH PLATTE NE 69101-1108	
		SHIPPING ORIGIN ADDRESS	NDOT DELIVERY ADDRESS	
			619 AUDITORIUM DRIVE MCCOOK NE 69001-3569	
		SHIPPING ORIGIN ADDRESS	NDOT DELIVERY ADDRESS	
	602 E 1ST ST. VALENTINE NE 69201			

ATC 352 CABINET Specifications

* Prices quoted shall be unit price (per loaded cabinet as per description in Section VIII ATC 352 Cabinet Technical Specifications of XXXX OF to district locations below.

** Bidder to enter shipping origin address. If multiple shipping origins available, bidder to use closest shipping origin address to the delivery address.

***Link to Nebraska Average Monthly Retail Diesel Fuel Prices

<https://neo.ne.gov/programs/stats/inf/96.htm>

HIGH VOLTAGE

DISTRICT	ESTIMATED USAG	SHIPPING ORIGIN ADDRESS	NDOT DELIVERY ADDRESS	State Wide Price
1 - 8	3	2365 Oak Ridge Way Vista, CA 92081	302 SUPERIOR ST. LINCOLN NE 68521	\$16,037.00
		SHIPPING ORIGIN ADDRESS	NDOT DELIVERY ADDRESS	State Wide Price
		same	4425 S. 108TH ST OMAHA NE 68145-0461	LOW VOLTAGE
		SHIPPING ORIGIN ADDRESS	NDOT DELIVERY ADDRESS	\$16,065.00
			1001 ALASKA AVE. NORFOLK NE 68701-2201	
		SHIPPING ORIGIN ADDRESS	NDOT DELIVERY ADDRESS	
			3305 W. OLD POTASH HWY GRAND ISLAND NE 68802-1488	
		SHIPPING ORIGIN ADDRESS	NDOT DELIVERY ADDRESS	
			140375 RUNDELL ROAD GERING NE 69341-0220	
		SHIPPING ORIGIN ADDRESS	NDOT DELIVERY ADDRESS	
			2400 W. 14th St. NORTH PLATTE NE 69101-1108	
		SHIPPING ORIGIN ADDRESS	NDOT DELIVERY ADDRESS	
			619 AUDITORIUM DRIVE MCCOOK NE 69001-3569	
		SHIPPING ORIGIN ADDRESS	NDOT DELIVERY ADDRESS	
	602 E 1ST ST. VALENTINE NE 69201			

ATC 356 CABINET Specifications

* Prices quoted shall be unit price (per loaded cabinet as per description in Section IX ATC 356 Cabinet Technical Specifications of XXXX OF to district locations below.

** Bidder to enter shipping origin address. If multiple shipping origins available, bidder to use closest shipping origin address to the delivery address.

***Link to Nebraska Average Monthly Retail Diesel Fuel Prices

<https://neo.ne.gov/programs/stats/inf/96.htm>

DISTRICT	ESTIMATED USAG	SHIPPING ORIGIN ADDRESS	NDOT DELIVERY ADDRESS	HIGH VOLTAGE
1 - 8	3	2365 Oak Ridge Way Vista, CA 92081	302 SUPERIOR ST. LINCOLN NE 68521	State Wide Price \$14,508.00
		SHIPPING ORIGIN ADDRESS	NDOT DELIVERY ADDRESS	State Wide Price LOW VOLTAGE
		same	4425 S. 108TH ST OMAHA NE 68145-0461	
		SHIPPING ORIGIN ADDRESS	NDOT DELIVERY ADDRESS	\$14,547.00
			1001 ALASKA AVE. NORFOLK NE 68701-2201	
		SHIPPING ORIGIN ADDRESS	NDOT DELIVERY ADDRESS	
			3305 W. OLD POTASH HWY GRAND ISLAND NE 68802-1488	
		SHIPPING ORIGIN ADDRESS	NDOT DELIVERY ADDRESS	
			140375 RUNDELL ROAD GERING NE 69341-0220	
		SHIPPING ORIGIN ADDRESS	NDOT DELIVERY ADDRESS	
			2400 W. 14th St. NORTH PLATTE NE 69101-1108	
		SHIPPING ORIGIN ADDRESS	NDOT DELIVERY ADDRESS	
			619 AUDITORIUM DRIVE MCCOOK NE 69001-3569	
		SHIPPING ORIGIN ADDRESS	NDOT DELIVERY ADDRESS	
	602 E 1ST ST. VALENTINE NE 69201			

VSA CABINETS

* Prices quoted shall be unit price (per loaded cabinet as per description in Section X VSA Cabinet Technical Specifications of XXXX OF to district locations below.

** Bidder to enter shipping origin address. If multiple shipping origins available, bidder to use closest shipping origin address to the delivery address.

***Link to Nebraska Average Monthly Retail Diesel Fuel Prices

<https://neo.ne.gov/programs/stats/inf/96.htm>

DISTRICT	ESTIMATED USAG	SHIPPING ORIGIN ADDRESS	NDOT DELIVERY ADDRESS
1 - 8	5		302 SUPERIOR ST. LINCOLN NE 68521
		SHIPPING ORIGIN ADDRESS	NDOT DELIVERY ADDRESS
			4425 S. 108TH ST OMAHA NE 68145-0461
		SHIPPING ORIGIN ADDRESS	NDOT DELIVERY ADDRESS
			1001 ALASKA AVE. NORFOLK NE 68701-2201
		SHIPPING ORIGIN ADDRESS	NDOT DELIVERY ADDRESS
			3305 W. OLD POTASH HWY GRAND ISLAND NE 68802-1488
		SHIPPING ORIGIN ADDRESS	NDOT DELIVERY ADDRESS
			140375 RUNDELL ROAD GERING NE 69341-0220
		SHIPPING ORIGIN ADDRESS	NDOT DELIVERY ADDRESS
			2400 W. 14th St. NORTH PLATTE NE 69101-1108
		SHIPPING ORIGIN ADDRESS	NDOT DELIVERY ADDRESS
			619 AUDITORIUM DRIVE MCCOOK NE 69001-3569
		SHIPPING ORIGIN ADDRESS	NDOT DELIVERY ADDRESS
	602 E 1ST ST. VALENTINE NE 69201		

State Wide Price NO BID

AUTOGATE CABINETS

* Prices quoted shall be unit price (per loaded cabinet as per description in Section XI Auto-Gate Cabinet Technical Specifications of XXXX OF to district locations below.

** Bidder to enter shipping origin address. If multiple shipping origins available, bidder to use closest shipping origin address to the delivery address.

***Link to Nebraska Average Monthly Retail Diesel Fuel Prices

<https://neo.ne.gov/programs/stats/inf/96.htm>

DISTRICT	ESTIMATED USAG	SHIPPING ORIGIN ADDRESS	NDOT DELIVERY ADDRESS
1 - 8	5		302 SUPERIOR ST. LINCOLN NE 68521
		SHIPPING ORIGIN ADDRESS	NDOT DELIVERY ADDRESS
			4425 S. 108TH ST OMAHA NE 68145-0461
		SHIPPING ORIGIN ADDRESS	NDOT DELIVERY ADDRESS
			1001 ALASKA AVE. NORFOLK NE 68701-2201
		SHIPPING ORIGIN ADDRESS	NDOT DELIVERY ADDRESS
			3305 W. OLD POTASH HWY GRAND ISLAND NE 68802-1488
		SHIPPING ORIGIN ADDRESS	NDOT DELIVERY ADDRESS
			140375 RUNDELL ROAD GERING NE 69341-0220
		SHIPPING ORIGIN ADDRESS	NDOT DELIVERY ADDRESS
			2400 W. 14th St. NORTH PLATTE NE 69101-1108
		SHIPPING ORIGIN ADDRESS	NDOT DELIVERY ADDRESS
			619 AUDITORIUM DRIVE MCCOOK NE 69001-3569
		SHIPPING ORIGIN ADDRESS	NDOT DELIVERY ADDRESS
	602 E 1ST ST. VALENTINE NE 69201		

State Wide Price
NO
BID

CAMERA-TOWER CABINETS

* Prices quoted shall be unit price (per loaded cabinet as per description in Section XII Camerat Tower Technical Specifications) of XXXX OF to district locations below.

** Bidder to enter shipping origin address. If multiple shipping origins available, bidder to use closest shipping origin address to the delivery address.

***Link to Nebraska Average Monthly Retail Diesel Fuel Prices

<https://neo.ne.gov/programs/stats/inf/96.htm>

DISTRICT	ESTIMATED USAG	SHIPPING ORIGIN ADDRESS	NDOT DELIVERY ADDRESS
1 - 8	5		302 SUPERIOR ST. LINCOLN NE 68521
		SHIPPING ORIGIN ADDRESS	NDOT DELIVERY ADDRESS
			4425 S. 108TH ST OMAHA NE 68145-0461
		SHIPPING ORIGIN ADDRESS	NDOT DELIVERY ADDRESS
			1001 ALASKA AVE. NORFOLK NE 68701-2201
		SHIPPING ORIGIN ADDRESS	NDOT DELIVERY ADDRESS
			3305 W. OLD POTASH HWY GRAND ISLAND NE 68802-1488
		SHIPPING ORIGIN ADDRESS	NDOT DELIVERY ADDRESS
			140375 RUNDELL ROAD GERING NE 69341-0220
		SHIPPING ORIGIN ADDRESS	NDOT DELIVERY ADDRESS
	2400 W. 14th St. NORTH PLATTE NE 69101-1108		
SHIPPING ORIGIN ADDRESS	NDOT DELIVERY ADDRESS		
	619 AUDITORIUM DRIVE MCCOOK NE 69001-3569		
SHIPPING ORIGIN ADDRESS	NDOT DELIVERY ADDRESS		
	602 E 1ST ST. VALENTINE NE 69201		

State Wide Price
NO BID

PERCENT OFF CATALOG PRICE

CATALOG (NON-CORE ITEMS)

--

State of Nebraska (State Purchasing Bureau) INVITATION TO BID FOR COMMODITIES CONTRACT

INVITATION TO BID NUMBER	RELEASE DATE
ITB 6831 OF	November 9, 2023
OPENING DATE AND TIME	PROCUREMENT CONTACT
December 12, 2023, 2:00 p.m. Central Time	Brenda Sensibaugh

PLEASE READ CAREFULLY SCOPE

The State of Nebraska (State), Department of Administrative Services (DAS), Materiel Division, State Purchasing Bureau (SPB), is issuing this solicitation for a commodity contract, ITB Number 6831 OF for the purpose of selecting a qualified Contractor to provide **MULTIPLE CONTROLLER CABINETS**. A more detailed description can be found in Section VI-13. The resulting contract may not be an exclusive contract as the State reserves the right to contract for the same or similar goods from other sources now or in the future.

The term of the contract will be one (1) year commencing upon execution of the contract by the State and the Bidder. The Contract includes the option to renew for four (4) additional one (1) year periods upon mutual agreement of the Parties. The State reserves the right to extend the period of this contract beyond the termination date when mutually agreeable to the Parties.

In the event that a contract with the awarded bidder(s) is cancelled or in the event that the State needs additional contractors to supply the solicited commodities, this ITB may be used to procure the solicited goods up to eighteen (18) months from the date the Intent to Award is posted, provided that 1) the solicited goods will be provided by a bidder (or a successive owner) who submitted a bid pursuant to this ITB, 2) the bidder's bid was evaluated, and 3) the bidder will honor the bidder's original bid, including the proposed cost, allowing for any price increases that would have otherwise been allowed if the bidder would have received the initial award.

INFORMATION PERTINENT TO THIS INVITATION TO BID CAN BE FOUND ON THE INTERNET AT:
<https://das.nebraska.gov/materiel/bidopps.html>

IMPORTANT NOTICE: Pursuant to Neb. Rev. Stat. § 84-602.04, State contracts in effect as of January 1, 2014, and contracts entered into thereafter must be posted to a public website. The resulting contract, the solicitation and the successful Contractor's bid or response will be posted to a public website managed by DAS, which can be found at: <https://statecontracts.nebraska.gov> and https://www.nebraska.gov/das/materiel/purchasing/contract_search/index.php.

In addition and in furtherance of the State's public records statute (Neb. Rev. Stat. § 84-712 et seq.) all bids or responses received regarding this solicitation will be posted to the SPB website.

These postings will include the entire bid or response. Bidders must request that proprietary information be excluded from the posting. The bidder must identify the proprietary information, mark the proprietary information according to state law, and submit the proprietary information in a separate file named conspicuously as "PROPRIETARY INFORMATION." The bidder should submit a detailed written document showing that the release of the proprietary information would give a business advantage to named business competitor(s) and explain how the named business competitor(s) will gain an actual business advantage by disclosure of information. The mere assertion that information is proprietary or that a speculative business advantage might be gained is not sufficient. (See Attorney General Opinion No. 92068, April 27, 1992). **THE BIDDER MAY NOT ASSERT THAT THE ENTIRE BID IS PROPRIETARY. COST WILL NOT BE CONSIDERED PROPRIETARY AND ARE A PUBLIC RECORD IN THE STATE OF NEBRASKA.** The State will determine, in its sole discretion, if the disclosure of the information designated by the Bidder as proprietary would 1) give advantage to business competitors and 2) serve no public purpose. The Bidder will be notified of the State's decision. Absent a determination by the State that the information may be withheld pursuant to Neb. Rev. Stat. § 84-712.05, the State will consider all information a public record subject to disclosure.

If the State determines it is required to release withheld proprietary information, the bidder will be informed. It will be the bidder's responsibility to defend the bidder's asserted interest in non-disclosure.

To facilitate public postings, with the exception of proprietary information, the State of Nebraska reserves a royalty-free, nonexclusive, and irrevocable right to copy, reproduce, publish, post to a website, or otherwise use any contract, bid, or response to this Invitation to Bid for any purpose, and to authorize others to use the documents. Any individual or entity awarded a contract, or who submits a bid or response to this Invitation to Bid, specifically waives any copyright or other protection the contract, bid, or response to the Invitation to Bid may have; and, acknowledges that they have the ability and authority to enter into such waiver. This reservation and waiver is a prerequisite for submitting a bid or response to this Invitation to Bid, and award of a contract. Failure to agree to the reservation and waiver will result in the bid or response to the Invitation to Bid being found non-responsive and rejected.

Any entity awarded a contract or submitting a bid or response to the Invitation to Bid agrees not to sue, file a claim, or make a demand of any kind, and will indemnify and hold harmless the State and its employees, volunteers, agents, and its elected and appointed officials from and against any and all claims, liens, demands, damages, liability, actions, causes of action, losses, judgments, costs, and expenses of every nature, including investigation costs and expenses, settlement costs, and attorney fees and expenses, sustained or asserted

against the State, arising out of, resulting from, or attributable to the posting of the contract or the bids and responses to the Invitation to Bid, awards, and other documents.

*****ALL ITEMS IN THE FOLLOWING SPECIFICATIONS ARE REQUIREMENTS*****

TABLE OF CONTENTS

INVITATION TO BID FOR COMMODITIES CONTRACT		i
TABLE OF CONTENTS		iii
GLOSSARY OF TERMS		vi
ACRONYM LIST		x
I. PROCUREMENT PROCEDURE		1
A. GENERAL INFORMATION		1
B. PROCURING OFFICE AND COMMUNICATION WITH STATE STAFF AND EVALUATORS		1
C. SCHEDULE OF EVENTS		2
D. WRITTEN QUESTIONS AND ANSWERS		3
E. SECRETARY OF STATE/TAX COMMISSIONER REGISTRATION REQUIREMENTS (Nonnegotiable)		3
F. ETHICS IN PUBLIC CONTRACTING		3
G. DEVIATIONS FROM THE INVITATION TO BID		4
H. SUBMISSION OF BIDS		4
I. BID PREPARATION COSTS		5
J. FAILURE TO COMPLY WITH INVITATION TO BID		5
K. BID CORRECTIONS		5
L. LATE BIDS		5
M. BID OPENING		5
N. INVITATION TO BID REQUIREMENTS		5
O. EVALUATION OF BIDS		5
P. BEST AND FINAL OFFER		6
Q. REFERENCE AND CREDIT CHECKS		6
R. AWARD		6
S. SPECIFICATIONS		7
T. CORE LIST AND CATALOG/NON-CORE		7
U. ALTERNATE/EQUIVALENT BIDS		8
V. LUMP SUM OR "ALL OR NONE" BIDS		9
W. ALTERNATIVE SUBMISSION METHODS PROHIBITED		9
X. BID TABULATIONS		9
Y. REJECTION OF BIDS		9
Z. RESIDENT BIDDER		9
II. TERMS AND CONDITIONS		10
A. GENERAL		10
B. NOTIFICATION		10
C. NOTICE (POC)		10
D. GOVERNING LAW (Nonnegotiable)		10
E. BEGINNING OF WORK		11
F. AMENDMENT		11
G. CHANGE ORDERS OR SUBSTITUTIONS		11
H. RECORD OF VENDOR PERFORMANCE		11
I. NOTICE OF POTENTIAL CONTRACTOR BREACH		11
J. BREACH		12
K. NON-WAIVER OF BREACH		12
L. SEVERABILITY		12
M. INDEMNIFICATION		12
N. ATTORNEY'S FEES		13
O. ASSIGNMENT, SALE, OR MERGER		13
P. CONTRACTING WITH OTHER POLITICAL SUBDIVISIONS OF THE STATE OR ANOTHER STATE		13
Q. FORCE MAJEURE		13
R. CONFIDENTIALITY		13
S. EARLY TERMINATION		14
T. CONTRACT CLOSEOUT		14
III. CONTRACTOR DUTIES		15
A. INDEPENDENT CONTRACTOR / OBLIGATIONS		15

*****ALL ITEMS IN THE FOLLOWING SPECIFICATIONS ARE REQUIREMENTS*****

B.	EMPLOYEE WORK ELIGIBILITY STATUS.....	15
C.	COMPLIANCE WITH CIVIL RIGHTS LAWS AND EQUAL OPPORTUNITY EMPLOYMENT/NONDISCRIMINATION (Statutory).....	16
D.	COOPERATION WITH OTHER CONTRACTORS	16
E.	DISCOUNTS.....	16
F.	PRICES	16
G.	COST CLARIFICATION.....	17
H.	PERMITS, REGULATIONS, LAWS	17
I.	OWNERSHIP OF INFORMATION AND DATA / DELIVERABLES	17
J.	NOTICE OF POTENTIAL CONTRACTOR BREACH	17
K.	ANTITRUST.....	17
L.	CONFLICT OF INTEREST	17
M.	STATE PROPERTY.....	17
N.	SITE RULES AND REGULATIONS.....	18
O.	ADVERTISING	18
P.	NEBRASKA TECHNOLOGY ACCESS STANDARDS (Nonnegotiable).....	18
Q.	DISASTER RECOVERY/BACK UP PLAN.....	18
R.	DRUG POLICY	18
S.	WARRANTY	18
T.	TIME IS OF THE ESSENCE.....	18
IV.	PAYMENT	19
A.	PROHIBITION AGAINST ADVANCE PAYMENT (Nonnegotiable).....	19
B.	TAXES (Nonnegotiable).....	19
C.	INVOICES (Nonnegotiable)	19
D.	INSPECTION AND APPROVAL	19
E.	PAYMENT (Nonnegotiable).....	19
F.	LATE PAYMENT (Nonnegotiable).....	19
G.	SUBJECT TO FUNDING / FUNDING OUT CLAUSE FOR LOSS OF APPROPRIATIONS (Nonnegotiable).....	19
H.	RIGHT TO AUDIT (First Paragraph is Nonnegotiable)	19
V.	SCOPE OF WORK	21
A.	SCOPE	21
B.	FUEL COST ADJUSTMENT	21
VI.	TECHNICAL SPECIFICATIONS	23
A.	BIDDER INSTRUCTIONS	23
B.	NON-COMPLIANCE STATEMENT	23
C.	332 LS TRAFFIC SIGNAL CONTROLLER CABINETS	23
D.	336 LS TRAFFIC SIGNAL CONTROLLER CABINETS	25
VII.	ATC CABINET SPECIFICATIONS.....	28
A.	ATC CABINETS GENERAL REQUIREMENTS.....	28
B.	MODEL 352 ATC CABINETS COMPOSITION.....	29
C.	MODEL 356 ATC CABINETS	30
D.	ASSEMBLIES AND FILES FOR ATC CABINETS	31
E.	CABINET SHIPPING REQUIREMENTS FOR ATC CABINETS.....	31
F.	STAINLESS STEEL FOR ATC CABINETS	31
G.	CAGE MOUNTING FOR ATC CABINETS	32
H.	HOUSING FOR ATC CABINETS	32
I.	HOUSING CONSTRUCTION FOR ATC CABINETS	32
J.	HOUSING FOR ALUMINUM SURFACES OF ATC CABINETS.....	33
K.	HOUSING FOR THE CAGE BOTTOM, SUPPORT MOUNTING ANGLES, SIDE CAGE SUPPORTS, SPACER BRACKETS, AND LIFTING EYES OF THE ATCCABINETS	34
L.	HOUSING DOOR LATCHES AND LOCKS FOR ATC CABINETS	35
M.	HOUSING CONSTRUCTION VENTILATION FOR ATC CABINETS	36
N.	HOUSING HINGES & DOOR CATCHES FOR ATC CABINETS	37
O.	HOUSING CONSTRUCTION OF THE POLICE PANEL ASSEMBLY FOR ATCCABINETS.....	38
P.	STANDARD EIA NINETEEN (19) INCH RACK CAGE FOR ATCCABINETS.....	39
Q.	ATC CABINET SUBASSEMBLIES.....	40
R.	ATC CABINET SUBASSEMBLIES-5301 v02.02 STANDARD.....	41

*****ALL ITEMS IN THE FOLLOWING SPECIFICATIONS ARE REQUIREMENTS*****

- S. ATC CABINET 24 CHANNEL INPUT ASSEMBLIES-..... 41
- T. ATC CABINET SERVICE ASSEMBLIES..... 42
- U. 120 V MONITORED POWER STRIP FOR ATC CABINETS 43
- V. SLIDE-OUT DRAWER/SHELF FOR ATC CABINETS..... 44
- W. SERVICE PANEL FOR ATC CABINETS..... 44
- X. ATC CABINET PLUGINS..... 45
- Y. MAIN CONTACTOR FOR THE ATC CABINETS 46
- Z. CABINET SUPPRESSOR-FILTER FOR ATC CABINETS 46
- AA. DETECTION MODULE SUPPRESSOR FOR ATC CABINETS..... 47
- BB. HDSP PROTECTOR FOR ATC CABINETS 47
- CC. TESTING FOR ATC CABINETS ASSEMBLIES..... 48
- DD. COMPONENT REQUIREMENTS FOR ATC CABINETS..... 48

- VIII. VSA CABINETS 50
 - A. VSA CONTROLLER CABINETS 50
 - B. VSA CONTROLLER STANDARD ALUMINUM 332-SERIES CABINET ENCLOSURE COMPONENTS 50
 - C. VSA CONTROLLER CABINET UPS SYSTEM..... 51
 - D. VSA CONTROLLER MATERIAL REQUIREMENTS 52

- IX. AUTOGATE CABINETS..... 54
 - A. AUTOGATE CABINETS 54
 - B. AUTOGATE CABINET CONTROLLER CABINET MATERIAL..... 54
 - C. AUTOGATE CABINET PROGRAMMABLE LOGIC CONTROLLER 55
 - D. AUTOGATE CABINET TERMINAL BLOCKS AND DIGITAL SIGNALS 55
 - E. AUTOGATE CABINETS INTERPOSING RELAYS 56
 - F. AUTOGATE CABINET PUSHBUTTON CONTROL STATION..... 56
 - G. AUTOGATE CABINET AC UPS 57
 - H. AUTOGATE CABINET MOLDED-CASE CIRCUIT BREAKER 58
 - I. AUTOGATE CABINET FLASHER CONTROLLER..... 58
 - J. AUTOGATE CABINET RADIO SCANNER / DTMF COMPONENT 59

- X. CAMERA TOWER CABINETS..... 60
 - A. CAMERA TOWER CAMERA SITE CABINET 60
 - B. CAMERA TOWER CONTROLLER CABINET MATERIAL..... 60
 - C. CAMERA TOWER CONTROLLER CABINET LIGHTNING SUPPRESSION 61
 - D. CAMERA TOWER CONTROLLER CABINET MOLDED-CASE CIRCUIT BREAKER 61
 - E. CAMERA TOWER CONTROLLER CABINET GROUNDING AND BONDING 62

- XI. ADDITIONAL SPECIFICATIONS FOR ALL CABINETS LISTED ABOVE..... 65
 - A. ACCEPTABLE BRANDS 65
 - B. ENERGY STAR PRODUCTS 65
 - C. ANNUAL USAGE, ESTIMATED 65
 - D. USAGE REPORT 66
 - E. DELIVERY ARO 67
 - F. DELIVERY LOCATIONS / INSTRUCTIONS (BIDDER AGREES THAT THEY CAN MEET THE DELIVERY LOCATIONS/INSTRUCTIONS)..... 67
 - G. PACKAGING 68
 - H. ORDERS 68
 - I. QUALITY 69
 - J. GRAY MARKET PRODUCTS PROHIBITION..... 69
 - K. AUTHORIZED DEALER & WARRANTY 69
 - L. WARRANTY..... 71

*****ALL ITEMS IN THE FOLLOWING SPECIFICATIONS ARE REQUIREMENTS*****

GLOSSARY OF TERMS

Acceptance Test Procedure: Benchmarks and other performance criteria, developed by the State or other sources of testing standards, for measuring the effectiveness of products or goods and the means used for testing such performance

Addendum: Something to be added or deleted to an existing document; a supplement

Agency: Using agencies shall mean and include all officers of the state, departments, bureaus, boards, commissions, councils, and institutions receiving legislative appropriations

Agent/Representative: A person authorized to act on behalf of another

Amend: To alter or change by adding, subtracting, or substituting

Amendment: A written correction or alteration to a document

Appropriation: Legislative authorization to expend public funds for a specific purpose. Money set apart for a specific use

Automated Clearing House: Electronic network for financial transactions in the United States

Award: All purchases, leases, or contracts which are based on competitive bids will be awarded according to the provisions in the bid

Best and Final Offer: In a competitive bid, the final offer submitted which contains bidder's most favorable terms for price

Bid: An offer, proposal, or quote submitted by a bidder/vendor/contractor in response to a written bid

Bidder: A bidder who submits an offer bid in response to a written bid

Breach: Violation of a contractual obligation by failing to perform or repudiation of one's own promise.

Business: Any corporation, partnership, individual, sole proprietorship, joint-stock company, joint venture, or any other private legal entity

Business Day: Any weekday, except State-recognized holidays

Calendar Day: Every day shown on the calendar including Saturdays, Sundays, and State/Federal holidays

Cancellation: To call off or revoke a bid, purchase order or contract without expectation of conducting or performing at a later time

Central Processing Unit: Any computer or computer system that is used by the State to store, process, or retrieve data or perform other functions using Operating Systems and applications software

Collusion: An agreement or cooperation between two (2) or more persons or entities to accomplish a fraudulent, deceitful, or unlawful purpose

Commodities: Any equipment, material, supply, or goods; anything movable or tangible that is provided or sold

Commodities Description: Detailed descriptions of the items to be purchased; may include information necessary to obtain the desired quality, type, color, size, shape, or special characteristics necessary to perform the work intended to produce the desired results

Competition: The effort or action of two (2) or more commercial interests to obtain the same business from third parties

Confidential Information: Unless otherwise defined below, "Confidential Information" shall also mean proprietary trade secrets, academic and scientific research work which is in progress and unpublished, and other information which if released would give advantage to business competitors and serve no public purpose (see Neb. Rev. Stat. §84-712.05(3)). In accordance with Nebraska Attorney General Opinions 92068 and 97033, proof that information is proprietary requires identification of specific, named competitor(s) who would be advantaged by release of the information and the specific advantage the competitor(s) would receive

Contract: An agreement between two (2) or more parties creating obligations that are enforceable or otherwise recognizable at law; the writing that sets forth such an agreement

Contract Administration: The management of the contract which includes and is not limited to contract signing, contract amendments and any necessary legal actions

*****ALL ITEMS IN THE FOLLOWING SPECIFICATIONS ARE REQUIREMENTS*****

Contract Management: The management of day-to-day activities at the agency which includes and is not limited to ensuring deliverables are received, specifications are met, handling meetings, and making payments to the Bidder

Contract Period: The duration of the contract

Contractor: An individual or entity lawfully conducting business in the State, who seeks or agrees to provide goods or services under the terms of a written contract.

Cooperative Purchasing: The combining of requirements of two (2) or more political entities to obtain advantages of volume purchases, reduction in administrative expenses or other public benefits

Copyright: A property right in an original work of authorship fixed in any tangible medium of expression, giving the holder the exclusive right to reproduce, adapt and distribute the work

Critical Program Error: Any Program Error, whether or not known to the State, which prohibits or significantly impairs use of the Licensed Software as set forth in the documentation and intended in the contract

Customer Service: The process of ensuring customer satisfaction by providing assistance and advice on those products or goods provided by a Bidder

Default: The omission or failure to perform a contractual duty

Deviation: Any proposed change(s) or alteration(s) to either the terms and conditions or deliverables within the scope of the written bid or contract

Evaluation: The process of examining a bid after opening to determine the bidder's responsibility, responsiveness to requirements, and to ascertain other characteristics of the offer that relate to determination of the successful award

Extension: Continuance of a contract for a specified duration upon the agreement of the parties beyond the original Contract Period. Not to be confused with "Renewal Period"

Free on-Board Destination: The delivery charges are included in the quoted price and prepaid by the bidder. Bidder is responsible for all claims associated with damages during delivery of product

Foreign Corporation: A foreign corporation that was organized and chartered under the laws of another state, government, or country.

Grievance: A complaint about a governmental action or decision related to the bid or resultant contract, brought by a bidder who has timely submitted a bid in connection with the award in question, to AS Materiel Division or another designated agency with the intention of achieving a remedial result

Installation Date: The date when the procedures described in "Installation by Bidder ", and "Installation by State", as found in the bid, or contract are completed.

Interested Party: A person, acting in their personal capacity, or an entity entering into a contract or other agreement creating a legal interest therein

Invalid Bid: A bid that does not meet the requirements of the bid or cannot be evaluated against the other bids.

Invitation to Bid: A written bid utilized for obtaining competitive offers for Services or Goods

Late Bid: A Bid received after the Opening Date and Time

Licensed Software Documentation: The user manuals and any other materials in any form or medium customarily provided by the Contractor to the users of the Licensed Software which will provide the State with sufficient information to operate, diagnose, and maintain the Licensed Software properly, safely, and efficiently

Mandatory: Required, compulsory, or obligatory

May: Discretionary, permitted; used to express possibility

Module (see System): A collection of routines and data structures that perform a specific function of software

Must: See "Mandatory"

National Institute for Governmental Purchasing: Source used for assignment of universal commodity codes to goods and services

*****ALL ITEMS IN THE FOLLOWING SPECIFICATIONS ARE REQUIREMENTS*****

Open Market Purchase: Authorization may be given to an agency to purchase items above direct purchase authority due to the unique nature, price, quantity, location of the using agency, or time limitations by the AS Materiel Division, State Purchasing Bureau

Opening Date and Time: Specified date and time for the public opening of received, labeled, and sealed formal bids

Operating System: The control program in a computer that provides the interface to the computer hardware and peripheral devices, and the usage and allocation of memory resources, processor resources, input/output resources, and security resources

Outsourcing: The contracting out of a business process which an organization may have previously performed internally or has a new need for, to an independent organization from which the process is purchased back

Payroll & Financial Center: Electronic procurement system of record

Platform: A specific hardware and Operating System combination that is different from other hardware and Operating System combinations to the extent that a different version of the Licensed Software product is required to execute properly in the environment established by such hardware and Operating System combination

Point of Contact: The person designated to receive communications and to communicate

Product: Something that is distributed commercially for use or consumption and that is usually (1) tangible personal property, (2) the result of fabrication or processing, and (3) an item that has passed through a chain of commercial distribution before ultimate use or consumption

Program Error: Code in Licensed Software which produces unintended results or actions, or which produces results or actions other than those described in the specifications. A program error includes, without limitation, any Critical Program Error

Program Set: The group of programs and products, including the Licensed Software specified in the bid, plus any additional programs and products licensed by the State under the contract for use by the State

Project: The total scheme, program, or method worked out for the accomplishment of an objective, including all documentation, commodities, and goods to be provided under the contract

Proposal: An offer, bid, or quote submitted by a bidder/vendor in a response to a written bid

Proprietary Information: Proprietary information is defined as trade secrets, academic and scientific research work which is in progress and unpublished, and other information which if released would give advantage to business competitors and service no public purpose (see Neb. Rev. Stat. § 84-712.05(3)). In accordance with Attorney General Opinions 92068 and 97033, proof that information is proprietary requires identification of specific named competitor(s) advantaged by release of the information and the demonstrated advantage the named competitor(s) would gain by the release of information

Protest: See "Grievance"

Public Bid Opening: The process of opening correctly submitted offers at the time and place specified in the written bid and in the presence of anyone who wished to attend

Quote: See "Bid"

Recommended Hardware Configuration: The data processing hardware (including all terminals, auxiliary storage, communication, and other peripheral devices) to the extent utilized by the State as recommended by the Bidder.

Release Date: The date of public release of the written bid to seek offers

Renewal Period: Optional contract periods subsequent to the original Contract Period for a specified duration with previously agreed to terms and conditions. Not to be confused with "Extension Period"

Request for Information: A general invitation to bidder is requesting information for a potential future bid. The Request for Information is typically used as a research and information gathering tool for preparation of a bid

Responsible Bidder: A Bidder who has the capability in all respects to perform fully and lawfully all requirements with integrity and reliability to assure good faith performance

Responsive Bidder: A Bidder who has submitted a bid which conforms to all requirements of the bid document

Shall: See "Mandatory"

Should: Expected; suggested, but not necessarily mandatory

*****ALL ITEMS IN THE FOLLOWING SPECIFICATIONS ARE REQUIREMENTS*****

Software License: Legal instrument with or without printed material that governs the use or redistribution of licensed software

Specifications: The detailed statement, especially of the measurements, quality, materials, and functional characteristics, or other items to be provided under a contract

Statutory: These clauses are controlled by state law and are not subject to negotiation

Subcontractor: Individual or entity with whom the bidder enters a contract to perform a portion of the work awarded to the bidder

System (see Module): Any collection or aggregation of two (2) or more Modules that is designed to function, or is represented by the Bidder as functioning or being capable of functioning, as an entity

Termination: Occurs when the contract expires or either party, pursuant to a power created by agreement or law puts an end to the contract prior to the stated expiration date. All obligations which are still executory on both sides are discharged but any right based on prior breach or performance survives

Third-Party: Any person or entity, including but not limited to fiduciaries, shareholders, owners, officers, managers, employees, legally disinterested persons, and sub-contractors or agents, and their employees. It shall not include any entity or person who is an interested Party to the contract or agreement

Trade Secret: Information, including, but not limited to, a drawing, formula, pattern, compilation, program, device, method, technique, code, or process that (a) derives independent economic value, actual or potential, from not being known to, and not being ascertainable by proper means by, other persons who can obtain economic value from its disclosure or use; and (b) is the subject of efforts that are reasonable under the circumstances to maintain its secrecy (see Neb. Rev. Stat. § 87-502(4))

Trademark: A word, phrase, logo, or other graphic symbol used by a manufacturer or contractor to distinguish its product from those of others, registered with the United States Patent and Trademark Office

Upgrade: Any change that improves or alters the basic function of a product of service

Vendor Performance Report: A report completed by the using agency and submitted to State Purchasing Bureau documenting products or services delivered or performed which exceed or fail to meet the terms of the purchase order, contract, and/or bid specifications.

Vendor: Inclusive term for any Bidder or Contractor.

Will: See "Mandatory"

*****ALL ITEMS IN THE FOLLOWING SPECIFICATIONS ARE REQUIREMENTS*****

ACRONYM LIST

A: Amperes

ACH: Automated Clearing House

AWS: American Welding Society

ARO: After Receipt of Order

BAFO: Best and Final Offer

BOOTP: Bootstrap Protocol

DAS: Department of Administrative Services

DHCP: Dynamic Host Configuration Protocol

DPST: Double Pole Single Throw

EIA: Electronics Industries Alliance

EVA: Emergency Vehicle Access

FOB: Free on Board

FCA: Fuel Cost Adjustment

FTP: File Transfer Protocol

FU: Flasher Unit

HDSP: High-Density Switch Pack

HV: High voltage

ITB: Invitation to Bid

KA: Kiloamps

KW: Kilowatts

MIG: Metal Inert Gas Welding

N.O.: Normally Open Contact

NDOT: Nebraska Department of Transportation

NEC: National Electrical Code

NIGP: National Institute for Governmental Purchasing

NTCIP: National Transportation communication for ITS Protocol

NTP: Network Time Protocol

PA: Participating Addendum

PCO: Procurement Contracts Officer

PCB: Printed Circuit Board

PFC: Payroll and Financial Center

*****ALL ITEMS IN THE FOLLOWING SPECIFICATIONS ARE REQUIREMENTS*****

POC: Point of Contact

RFI: Request for Information

SDLC: Synchronous Data Link Control

SNMPV3: Simple Network Management Protocol Version 3

SO: Designation of a particular type of cable

SPB: State Purchasing Bureau

SSH: Secure Shell

TEES: See above

TIG: Tungsten Inert Gas Welding

UPS: Universal Power Supply

V: Volts

VAC: Volts Alternating Current

VDC: Volts Direct Current

VSA: Variable Speed Advisory

*****ALL ITEMS IN THE FOLLOWING SPECIFICATIONS ARE REQUIREMENTS*****

I. PROCUREMENT PROCEDURE

A. GENERAL INFORMATION

This Invitation to Bid is designed to solicit bids from qualified Contractors who will be responsible for providing **MULTIPLE CONTROLLER CABINETS** at a competitive and reasonable cost. Terms and Conditions, Project Description and Scope of Work, Bid instructions, and Cost Bid Requirements may be found in Sections II through VI.

Bids shall conform to all instructions, conditions, and requirements included in the solicitation. Prospective Contractors are expected to carefully examine all documents, schedules, and requirements in this solicitation, and respond to each requirement in the format prescribed. Bids may be found non-responsive if they do not conform to the solicitation.

B. PROCURING OFFICE AND COMMUNICATION WITH STATE STAFF AND EVALUATORS

Procurement responsibilities related to this solicitation reside with SPB. The point of contact (POC) for the procurement is as follows:

ITB Number: 6831 OF
Name: Brenda Sensibaugh, Procurement Contract Officer
Agency: State Purchasing Bureau
Address: 1526 K Street, Suite 130
Lincoln, NE 68508
Telephone: 402-471-6500
E-Mail: as.materielpurchasing@nebraska.gov

From the date the solicitation is issued until the Intent to Award is issued, communication from the Contractor is limited to the POC listed above. After the Intent to Award is issued, the Contractor may communicate with individuals the State has designated as responsible for negotiating the contract on behalf of the State. No member of the State Government, employee of the State, or member of the Evaluation Committee is empowered to make binding statements regarding this solicitation. The POC will issue any answers, clarifications or amendments regarding this solicitation in writing. Only the SPB or awarding agency can award a contract. Contractors shall not have any communication with, or attempt to communicate or influence any evaluator involved in this solicitation.

The following exceptions to these restrictions are permitted:

1. Contact made pursuant to pre-existing contracts or obligations;
2. Contact required by the schedule of events or an event scheduled later by POC; and
3. Contact required for negotiation and execution of the final contract.

The State reserves the right to reject a contractor's bid, withdraw an Intent to Award, or terminate a contract if the State determines there has been a violation of these procurement procedures.

*****ALL ITEMS IN THE FOLLOWING SPECIFICATIONS ARE REQUIREMENTS*****

P_0 = Initial Price Index, \$/gallon
 P_m = Monthly Retail Price, \$/gallon
 $\Delta P = P_m - (P_0)$ = Difference between Monthly Retail Price and Initial Index Price, \$/gallon
 $FCA_i = \Delta P * F_i$ = Fuel Cost Adjustment for a particular Destination, \$

Origin	D ₂	d ₂	E	F ₂	P ₀	P _m
Kanopolis, KS	OMAHA, NE	505 miles	5 miles/gal	$d_2/E = 505/5 = 101$ gal	\$4.00/gal	\$4.42/gal

ΔP
\$4.42
- \$4.00
= \$0.42

FCA ₂
$\Delta P * F_2 = \$0.42 * 101 = \underline{\$42.42}$

Example 2:

Origin	D ₃	d ₃	E	F ₃	P ₀	P _m
Kanopolis, KS	Norfolk, NE	276 miles	5 miles/gal	$d_3/E = 276/5 = 55$ gal	\$4.00/gal	\$3.78/gal

ΔP
\$3.78
- \$4.00
= -\$0.22

FCA ₃
$\Delta P * F_3 = -\$0.22 * 55 = \underline{\$12.10}$

A. FUEL COST ADJUSTMENT LANGUAGE ABOVE WAS TAKEN INTO CONSIDERATION WHEN PREPARING ATTACHMENT A – BID SHEET MULTIPLE CONTROLLER CABINETS

YES (Initial)	NO (Initial)	Reject & Provide Alternative within Bid Response (Initial)	NOTES/COMMENTS:
	JB		

C. SCHEDULE OF EVENTS

The State expects to adhere to the procurement schedule shown below, but all dates are approximate and subject to change.

ACTIVITY		DATE/TIME
1.	Release ITB	November 9, 2023
2.	Last day to submit written questions. Upload written questions for 6831 OF electronically via ShareFile to: https://nebraska.sharefile.com/r-r80e8d590d0ee422a96f392668d690c9a	November 20, 2023
3.	State responds to written questions through a solicitation "Addendum" and/or "Amendment" to be posted to the Internet at: https://das.nebraska.gov/materiel/bidopps.html	November 30, 2023
4.	Upload electronic Bid submissions for 6830 OF via ShareFile to: https://nebraska.sharefile.com/r-rb300355a42334ceaa9153cd18c8096f7 Electronic Bid Opening via Zoom Meeting Join Zoom Meeting https://us02web.zoom.us/j/2629176739?pwd=NkhobXNpOU94UmFmTG1wYmJqTXhpUT09 Meeting ID: 262 917 6739 Passcode: 5VwBuR --- One tap mobile +17193594580,,2629176739#,,,,*722624# US +12532050468,,2629176739#,,,,*722624# US --- Dial by your location • +1 719 359 4580 US • +1 253 205 0468 US • +1 253 215 8782 US (Tacoma) • +1 346 248 7799 US (Houston) • +1 669 444 9171 US • +1 669 900 6833 US (San Jose) • +1 689 278 1000 US • +1 929 205 6099 US (New York) • +1 301 715 8592 US (Washington DC) • +1 305 224 1968 US • +1 309 205 3325 US	December 12, 2023 2:00 PM Central Time

*****ALL ITEMS IN THE FOLLOWING SPECIFICATIONS ARE REQUIREMENTS*****

ACTIVITY		DATE/TIME
	<ul style="list-style-type: none"> • +1 312 626 6799 US (Chicago) • +1 360 209 5623 US • +1 386 347 5053 US • +1 507 473 4847 US • +1 564 217 2000 US • +1 646 931 3860 US <p>Meeting ID: 262 917 6739 Passcode: 722624</p>	
5.	Post "Notification of Intent to Award" to Internet at: http://das.nebraska.gov/materiel/purchasing.html	TBD

D. WRITTEN QUESTIONS AND ANSWERS

Questions regarding the meaning or interpretation of any solicitation provision must be submitted in writing to SPB and clearly marked "ITB Number 6831 OF; **MULTIPLE CONTROLLER CABINETS** Questions". POC is not obligated to respond to questions that are received late per the Schedule of Events.

Contractors should present, as questions, any assumptions upon which the Contractor's bid is or might be developed. Bids will be evaluated without consideration of any known or unknown assumptions of a Contractor. The contract will not incorporate any known or unknown assumptions of a Contractor.

Questions should be uploaded using the ShareFile link provided in the ITB Schedule of Events, Section I.C. It is recommended that Contractors submit questions using the following format.

Solicitation Section Reference	Solicitation Page Number	Question

Written answers will be posted at <https://das.nebraska.gov/materiel/bidopps.html> per the Schedule of Events.

E. SECRETARY OF STATE/TAX COMMISSIONER REGISTRATION REQUIREMENTS (Nonnegotiable)

All Contractors must be authorized to transact business in the State and comply with all Nebraska Secretary of State Registration requirements. The Contractor who is the recipient of an Intent to Award will be required to certify that it has complied and produce a true and correct copy of its current (within ninety (90) calendar days of the intent to award) Certificate or Letter of Good Standing, or in the case of a sole proprietorship, provide written documentation of sole proprietorship and the United States Citizenship Attestation Form, available on the DAS website at: <http://das.nebraska.gov/materiel/purchasing.html>. This must be accomplished prior to execution of the contract.

F. ETHICS IN PUBLIC CONTRACTING

The State reserves the right to reject bids, withdraw an intent to award or award, or terminate a contract if a Contractor commits or has committed ethical violations, which include, but are not limited to:

1. Offering or giving, directly or indirectly, a bribe, fee, commission, compensation, gift, gratuity, or anything of value to any person or entity in an attempt to influence the bidding process;
2. Using the services of lobbyists, attorneys, political activists, or consultants to influence or subvert the bidding process;
3. Being considered for, presently being, or becoming debarred, suspended, ineligible, or excluded from contracting with any state or federal entity;
4. Submitting a bid on behalf of another party or entity;
5. Colluding with any person or entity to influence the bidding process, submit sham bids, preclude bidding, fix pricing or costs, create an unfair advantage, subvert the bid, or prejudice the State.

*****ALL ITEMS IN THE FOLLOWING SPECIFICATIONS ARE REQUIREMENTS*****

The Contractor shall include this clause in any subcontract entered into for the exclusive purpose of performing this contract.

Contractor shall report any violations of this clause throughout the bidding process and throughout the term of this contract for both the successful Contractor and its subcontractors.

G. DEVIATIONS FROM THE INVITATION TO BID

The requirements contained in the solicitation (Sections II through VI) become a part of the terms and conditions of the contract resulting from this solicitation. Any deviations from the solicitation in Sections II through VI must be clearly defined by the bidder in its bid and, if accepted by the State, will become part of the contract. Any specifically defined deviations must not be in conflict with the basic nature of the solicitation, solicitation requirements, or applicable state or federal laws or statutes. The State discourages deviations and reserves the right to reject proposed deviations.

H. SUBMISSION OF BIDS

The State is only accepting electronic responses submitted in accordance with this ITB. The State will not accept bids by mail, email, voice, or telephone, unless otherwise explicitly stated in writing by the State. Bids must be submitted via ShareFile by the date and time of the bid opening per the Schedule of Events. No late bids will be accepted.

Pages may be consecutively numbered for the entire bid or may be numbered consecutively within sections. Figures and tables should be numbered and referenced in the text by that number. They should be placed as close as possible to the referencing text.

It is the responsibility of the bidder to check the website for all information relevant to this ITB to include addenda and/or amendments issued prior to the opening date. The website can be found here: <https://das.nebraska.gov/materiel/bidopps.html>. If the bidder's bid is presented in such a fashion that makes evaluation difficult or overly time consuming the State reserves the right to reject the bid as non-conforming.

Note to bidders: Not all browsers are compatible with ShareFile. Currently Chrome, Internet Explorer and Firefox are compatible. After the bidder clicks the bid submission link, the bidder will be prompted to enter contact information including an e-mail address. By entering an e-mail address, the bidder should receive a confirmation email confirming the successful upload directly from ShareFile.

The ShareFile link for uploading ITB response(s) is provided in the ITB Schedule of Events, Section I.C.

*****UNLESS OTHERWISE NOTED, DO NOT SUBMIT DOCUMENTS THAT CAN ONLY BE ACCESSED WITH A PASSWORD*****

1. The Bid and Proprietary information should be uploaded as separate and distinct files.
 - a. If duplicated bids are submitted, the State will retain only the most recently submitted response.
 - b. If it is the bidder's intent to submit multiple bids, the bidder must clearly identify the separate submissions.
 - c. It is the bidder's responsibility to allow time for electronic uploading. All file uploads must be completed by the Opening date and time per the Schedule of Events. No late bids will be accepted.

2. ELECTRONIC BID FILE NAMES The bidder should clearly identify the uploaded ITB bid files. To assist in identification the bidder should use the following naming convention:
 - a. 6831 OF, **MULTIPLE CONTROLLER CABINETS NAME OF BIDDER** Bid
 - b. If multiple files are submitted for one bid, add number of files to file names, e.g.,
 - i. 6831 OF, **MULTIPLE CONTROLLER CABINETS NAME OF BIDDER** Bid File 1 of 2;
 - ii. 6831 OF, **MULTIPLE CONTROLLER CABINETS NAME OF BIDDER** Bid File 2 of 2, etc.

The "Invitation to Bid for Commodities Contract" form must be signed manually in ink or by DocuSign and returned by the bid opening date and time along with the bidder's bid and any other requirements as stated in the Invitation to Bid document in order for the bidder's Invitation to Bid response to be evaluated.

By signing the "Invitation to Bid for Commodities Contract" form, the bidder guarantees compliance with the provisions stated in this Invitation to Bid.

*****ALL ITEMS IN THE FOLLOWING SPECIFICATIONS ARE REQUIREMENTS*****

I. BID PREPARATION COSTS

The State shall not incur any liability for any costs incurred by Contractors in replying to this solicitation, including any activity related to bidding on this solicitation.

J. FAILURE TO COMPLY WITH INVITATION TO BID

Violation of the terms and conditions contained in this solicitation or any resultant contract, at any time before or after the award, shall be grounds for action by the State which may include, but is not limited to, the following:

1. Rejection of a Contractor's bid;
2. Withdrawal of the Intent to Award;
3. Withdrawal of the Award;
4. Negative documentation regarding vendor performance;
5. Termination of the resulting contract;
6. Legal action; or,
7. Suspension of the Contractor from further bidding with the State for the period of time relative to the seriousness of the violation, such period to be within the sole discretion of the State.

K. BID CORRECTIONS

A contractor may correct a mistake in a bid prior to the time of opening by giving written notice to the State of intent to withdraw the bid for modification or to withdraw the bid completely. Changing a bid after opening may be permitted if the change is made to correct a minor error that does not affect price, quantity, quality, delivery, or contractual conditions. In case of a mathematical error in extension of price, unit price shall govern.

L. LATE BIDS

Bids received after the time and date of the bid opening will be considered late bids. Late bids will be returned unopened, if requested by the Contractor and at Contractor's expense. The State is not responsible for bids that are late or lost regardless of cause or fault.

M. BID OPENING

Anyone may attend the opening. It is considered a public opening. The Buyer will read the names of the respondents. Depending upon the complexity of the bid for goods, the Buyer may read the bids aloud or allow bids be available for viewing by the public during the bid opening. Once the bid opening has concluded, the bids will not be available for viewing until the Intent to Award has been posted. An initial bid tabulation will be posted to the website as soon as feasible. Information identified as proprietary by the submitting contractor, in accordance with the solicitation and state statute, will not be posted. If the state determines submitted information should not be withheld, in accordance with the [Public Records Act](#), or if ordered to release any withheld information, said information may then be released. The submitting contractor will be notified of the release and it shall be the obligation of the submitting contractor to take further action, if it believes the information should not be released.

N. INVITATION TO BID REQUIREMENTS

The bids will first be examined to determine if all requirements listed below have been addressed and whether further evaluation is warranted. Bids not meeting the requirements may be rejected as non-responsive. The requirements are as follows:

1. Original Commodity ITB form signed using an indelible method (electronic signatures approved by the Nebraska Secretary of State are acceptable);
2. Clarity and responsiveness of the bid;
3. Completed Sections II through VI;
4. State's Bid Sheet.

O. EVALUATION OF BIDS

All bids that are responsive to the solicitation will be evaluated based on the following:

3. Neb. Rev. Stat. § 81-161 allows the State to consider a variety of factors, including, but not limited to, the quality of performance of previous contracts to be considered when evaluating responses to competitively bid solicitations in determining the lowest responsible bidder. Information obtained from any Vendor Performance Notice or any Vendor Improvement Request (See Terms & Conditions, Section H) may be used in evaluating responses to solicitations for goods and services to determine the best value for the State.
4. Neb. Rev. Stat. § 73-107 allows for a preference for a resident disabled veteran or business located in a designated enterprise zone. When a state contract is to be awarded to the lowest responsible contractor, a

*****ALL ITEMS IN THE FOLLOWING SPECIFICATIONS ARE REQUIREMENTS*****

resident disabled veteran or a business located in a designated enterprise zone under the Enterprise Zone Act shall be allowed a preference over any other resident or nonresident contractor, if all other factors are equal.

Resident disabled veterans means any person (a) who resides in the State of Nebraska, who served in the United States Armed Forces, including any reserve component or the National Guard, who was discharged or otherwise separated with a characterization of honorable or general (under honorable conditions), and who possesses a disability rating letter issued by the United States Department of Veterans Affairs establishing a service-connected disability or a disability determination from the United States Department of Defense and (b)(i) who owns and controls a business or, in the case of a publicly owned business, more than fifty percent of the stock is owned by one or more persons described in subdivision (a) of this subsection and (ii) the management and daily business operations of the business are controlled by one or more persons described in subdivision(a) of this subsection. Any contract entered into without compliance with this section shall be null and void.

Therefore, if a resident disabled veteran or business located in a designated enterprise zone submits a bid in accordance with Neb. Rev. Stat. § 73-107 and has so indicated on the ITB cover page under "Contractor must complete the following" requesting priority/preference to be considered in the award of this contract, the following will need to be submitted by the contractor within ten (10) business days of request:

- a. Documentation from the United States Armed Forces confirming service;
- b. Documentation of discharge or otherwise separated characterization of honorable or general (under honorable conditions);
- c. Disability rating letter issued by the United States Department of Veterans Affairs establishing a service-connected disability or a disability determination from the United States Department of Defense; and
- d. Documentation which shows ownership and control of a business or, in the case of a publicly owned business, more than fifty percent of the stock is owned by one or more persons described in subdivision (a) of this subsection; and the management and daily business operations of the business are controlled by one or more persons described in subdivision (a) of this subsection.

Failure to submit the requested documentation within ten (10) business days of notice will disqualify the contractor from consideration of the preference.

P. BEST AND FINAL OFFER

If best and final offers (BAFO) are requested by the State and submitted by the contractor, they will be evaluated (using the stated BAFO criteria) and ranked by the Evaluation Committee. The State reserves the right to conduct more than one BAFO. The award will then be granted to the lowest responsible contractor. However, a contractor should provide its best offer in its original bid. Contractors should not expect that the State will request a BAFO.

Q. REFERENCE AND CREDIT CHECKS

The State reserves the right to conduct and consider reference and credit checks. The State reserves the right to use third parties to conduct reference and credit checks. By submitting a bid in response to this solicitation, the contractor grants to the State the right to contact or arrange a visit in person with any or all of the contractor's clients. Reference and credit checks may be grounds to reject a bid, withdraw an intent to award, or rescind the award of a contract.

R. AWARD

The State reserves the right to evaluate bids and award contracts in a manner using criteria selected at the State's discretion and in the State's best interest. After evaluation of the bids, or at any point in the solicitation process, the State of Nebraska may take one or more of the following actions:

- 1. Amend the solicitation;
- 2. Extend the time of or establish a new bid opening time;
- 3. Waive deviations or errors in the State's solicitation process and in contractor bids that are not material, do not compromise the solicitation process or a contractor's bid, and do not improve a contractor's competitive position;
- 4. Accept or reject a portion of or all of a bid;
- 5. Accept or reject all bids;
- 6. Withdraw the solicitation;
- 7. Elect to rebid the solicitation;
- 8. Award single lines or multiple lines to one or more contractors; or,
- 9. Award one or more all-inclusive contracts.

*****ALL ITEMS IN THE FOLLOWING SPECIFICATIONS ARE REQUIREMENTS*****

The State of Nebraska may consider, but is not limited to considering, one or more of the following award criteria:

1. Price;
2. Location;
3. Quality;
4. Delivery time;
5. Contractor qualifications and capabilities;
6. State contract management requirements and/or costs; and,

The solicitation does not commit the State to award a contract. Once intent to award decision has been determined, it will be posted to the internet at: <https://das.nebraska.gov/materiel/bidopps.html>

Any protests must be filed by a contractor within ten (10) business days after the intent to award decision is posted to the internet. Grievance and protest procedure is available on the internet at: https://das.nebraska.gov/materiel/docs/pdf/ProtestGrievanceWithGuidance_08042021.pdf

S. SPECIFICATIONS

Any manufacturer's names, trade names, brand names, information and/or catalog numbers listed in a specification are for reference and not intended to limit competition, but will be used as the standard by which equivalent material offered will be judged. The Materiel Administrator or his or her designee will be the sole judge of equivalency. The Contractor may offer any brands which meets or exceeds the specification. When a specific product is required, the solicitation will so state. Any item bid is to be the latest current model under standard production at the time of order. No used or refurbished equipment will be accepted, unless otherwise stated.

T. CORE LIST AND CATALOG/NON-CORE

1. The State of Nebraska intends to enter into a Contract(s) for state agencies and/or facilities. The contract(s) will be for a list of common use items identified as a Core List and additional items identified as a Catalog/Non-Core List. Catalog/Non-Core List items shall be represented by a catalog or current manufacturer price list(s) containing items not called out in the Core List, as shown in. Attachment A Bid Sheet-**MULTIPLE CONTROLLER CABINETS**
2. The Core List shall contain the most repetitively purchased items and will represent those products which the State wishes to establish as standard items based upon their value to the State in terms of quality and price. The Core List shall be subject to a greater discount than the Catalog/Non-Core item list. The State will not accept substitutions on the products listed on the Core List.
3. The Core List identifies the most commonly purchased items but is not a complete list of items purchased by the State, nor does it guarantee future purchase of these products. The State reserves the right to add or remove items from the Core Item list based on usage.
4. Catalog/Non-Core List items are defined as those additional items available from the contractor not listed as part of the Core List. Prices for Catalog/Non-Core items shall be determined by applying the quoted discount for the item(s)/category to the manufacturer's current catalog or manufacturer contractor's price list(s). The discount percentage for the Catalog/Non-Core items shall remain firm for the duration of the contract period.
5. All items not included on the Core List shall be considered Catalog/Non-Core Items.
6. At the request of the State Purchasing Bureau, the contractor shall block availability on certain Catalog/Non-Core items as identified by State Purchasing Bureau (i.e. printing, weapons, furniture, vehicles, micrographic equipment/copiers, mail equipment, and office supplies).
7. Any quantities stated are estimated annual quantities and shall not be construed to be either a minimum or a maximum. The State will not accept substitutions.
8. A manufacturer's model/number has been provided for each item, if requested.

*****ALL ITEMS IN THE FOLLOWING SPECIFICATIONS ARE REQUIREMENTS*****

9. In those cases where items may have been more than one brand name, the contractor may submit a bid on either brand. Please indicate which brand was proposed. Contractor must complete Attachment A **MULTIPLE CONTROLLER CABINETS** Bid Sheet 6831 OF, BID SHEET. Pay special attention to the unit of measure.
10. Prices for Catalog/Non-Core items shall be determined by applying the quoted discount for the item to the manufacturer's current catalog or price list. The percentage discount for the items shall remain firm for the duration of the contract period. Bidder Contractor must clearly state the date of the catalog or price list used and provide a copy of the catalog to the State Purchasing Bureau upon request.
11. The pricing structure, consisting of all pricing formulas and pertinent information, for all non-core items must be clearly defined and documented for future auditing purposes.
12. The percentage discount rate for Catalog/Non-Core items or categories will not decrease during the life of the contract.
13. A firm percentage rate must be quoted by item or category, but a percentage range will not be considered by item or category.
14. Catalog/Non-Core Categories have been identified as follows
 - a. 332LS Cabinet Components excluding core items.
 - b. 336 LS Cabinet Components excluding core items
 - c. ATC Cabinet Components excluding core items
 - d. VSA Cabinet Components excluding core items.
 - e. Auto-gate Cabinet Components excluding core items.
 - f. Camera Tower Cabinet Components excluding core items.
 - g. Components For Signs not included in Section VI LL excluding core items.
15. After award of the contract(s), the contractor shall supply additional copies of the current catalog or price list used for this solicitation for distribution to any requesting state agency at no charge within ten (10) business days of request.
16. Additional catalogs and/or price lists may be required and shall be provided without charge.
17. Any catalog or price list revisions which occur during the duration of the contract shall be provided upon request and without charge.
18. Usage reports may be requested by the State Purchasing Bureau. The reporting period may be determined based on need and may include the following:
 - h. Fill rate information for Core List and Catalog/Non-Core items, statewide and by agency to include the number of orders received, orders processed, back orders, and partially filled orders.
 - i. Usage reports by agency and statewide indicating the numbers of each Core List and Catalog/Non-Core item sold.
19. Any additional report the State Purchasing Bureau may deem necessary
20. Contractor will not substitute any Core List item that has been awarded without prior written approval of State Purchasing Bureau.

U. ALTERNATE/EQUIVALENT BIDS

Contractor may offer bids which are at variance from the express specifications of the solicitation. The State reserves the right to consider and accept such bids if, in the judgment of SPB, the bid will result in goods and/or services equivalent to or better than those which would be supplied in the original bid specifications. Contractor must indicate on the solicitation the manufacturer's name, number and shall submit with their bid, sketches, descriptive literature and/or complete specifications. Reference to literature submitted with a previous bid will not satisfy this provision. Bids which do not comply with these requirements are subject to rejection. In the absence of any stated deviation or exception, the bid will be accepted as in strict compliance with all terms, conditions and specification, and the Contractor shall be held liable therefore.

*****ALL ITEMS IN THE FOLLOWING SPECIFICATIONS ARE REQUIREMENTS*****

V. LUMP SUM OR "ALL OR NONE" BIDS

The State reserves the right to purchase item-by-item, by groups or as a total when the State may benefit by so doing. Contractors may submit a bid on an "all or none" or "lump sum" basis, but should also submit a bid on an item-by-item basis. The term "all or none" means a conditional bid which requires the purchase of all items on which bids are offered and bidder declines to accept award on individual items; a "lump sum" bid is one in which the bidder offers a lower price than the sum of the individual bids if all items are purchased, but agrees to deliver individual items at the prices quoted.

"LUMP SUM" OR "ALL OR NONE" BIDS SHOULD BE CONSPICUOUSLY MARKED ON THE FIRST PAGE OF THE ITB AND BID SHEET (IF APPLICABLE)

W. ALTERNATIVE SUBMISSION METHODS PROHIBITED

SPB will not accept bids by mail, email, voice, or telephone bid **except** for one-time purchases under \$50,000.00.

X. BID TABULATIONS

Bid tabulations are available on the website at: <https://das.nebraska.gov/materiel/bidopps.html>.

Y. REJECTION OF BIDS

The State reserves the right to reject any or all bids, wholly or in part, in the best interest of the State.

Z. RESIDENT BIDDER

Pursuant to Neb. Rev. Stat. §§ 73-101.01 through 73-101.02, a resident bidder shall be allowed a preference against a non-resident bidder from a state which gives or requires a preference to bidders from that state. The preference shall be equal to the preference given or required by the state of the nonresident bidders. Where the lowest responsible bid from a resident bidder is equal in all respects to one from a nonresident bidder from a state which has no preference law, the resident bidder shall be awarded the contract. The provision of this preference shall not apply to any contract for any project upon which federal funds would be withheld because of the provisions of this preference.

*****ALL ITEMS IN THE FOLLOWING SPECIFICATIONS ARE REQUIREMENTS*****

II. TERMS AND CONDITIONS

By signing the solicitation, Contractor agrees to be legally bound by all the accepted terms and conditions as well as any proposed alternative terms and conditions submitted with the bid. The State reserves the right to negotiate rejected or proposed alternative language. If the State and Contractor fail to agree on the final Terms and Conditions, the State reserves the right to reject the bid. The State is soliciting bids in response to the solicitation. The State reserves the right to reject bids that attempt to substitute the Contractor's commercial contracts and/or documents for this solicitation.

The Contractor should submit with their bid any license, user agreement, service level agreement, or similar documents that the Contractor wants incorporated in the Contract. Upon notice of Intent to Award, the Contractor must submit a copy of these documents in an editable Word format. The State will not consider incorporation of any document not submitted with the Contractor's bid. These documents shall be subject to negotiation and will be incorporated as addendums if agreed to by the Parties.

If a conflict or ambiguity arises after the addendums have been negotiated and agreed to, the addendums shall be interpreted as follows:

1. If only one (1) Party's document has a particular clause then that clause shall control;
2. If both Party's documents have a similar clause, but the clauses do not conflict, the clauses shall be read together;
3. If both Party's documents have a similar clause, but the clauses conflict, the State's clause shall control.

A. GENERAL

The contract resulting from this solicitation shall incorporate the following documents:

1. Invitation to Bid and Addenda;
2. Amendments to the solicitation;
3. Questions and Answers;
4. Contractor's bid response;
5. The executed Contract and any Addenda, if applicable, and properly submitted documents; and,
6. Amendments to the Contract

These documents constitute the entirety of the contract.

Unless otherwise specifically stated in a future contract amendment, in case of any conflict between the incorporated documents, the documents shall govern in the following order of preference with number one (1) receiving preference over all other documents and with each lower numbered document having preference over any higher numbered document: 1) Amendment to the executed Contract with the most recent dated amendment having the highest priority, 2) executed Contract and any attached Addenda, 3) Amendments to solicitation and any Questions and Answers, 4) the original solicitation document and any Addenda, and 5) the Contractor's submitted Bid.

Any ambiguity or conflict in the contract discovered after its execution, not otherwise addressed herein, shall be resolved in accordance with the rules of contract interpretation as established in the State.

B. NOTIFICATION

Contractor and State shall identify the contract manager who shall serve as the point of contact for the executed contract.

Communications regarding the executed contract shall be in writing and shall be deemed to have been given if delivered personally; electronically, return receipt requested; or mailed, return receipt requested. All notices, requests, or communications shall be deemed effective upon receipt. Either Party may change its address for notification purposes by giving notice of the change, and setting forth the new address and an effective date.

C. NOTICE (POC)

The State reserves the right to appoint a Buyer's Representative to manage [or assist the Buyer in managing] the contract on behalf of the State. The Buyer's Representative will be appointed in writing, and the appointment document will specify the extent of the Buyer's Representative authority and responsibilities. If a Buyer's Representative is appointed, the Contractor will be provided a copy of the appointment document and is expected to cooperate accordingly with the Buyer's Representative. The Buyer's Representative has no authority to bind the State to a contract, amendment, addendum, or other change or addition to the contract.

D. GOVERNING LAW (Nonnegotiable)

Notwithstanding any other provision of this contract, or any amendment or addendum(s) entered into contemporaneously or at a later time, the parties understand and agree that, (1) the State of Nebraska is a sovereign

*****ALL ITEMS IN THE FOLLOWING SPECIFICATIONS ARE REQUIREMENTS*****

state and its authority to contract is therefore subject to limitation by the State's Constitution, statutes, common law, and regulation; (2) this contract will be interpreted and enforced under the laws of the State of Nebraska; (3) any action to enforce the provisions of this contract must be brought in the State of Nebraska per state law; (4) the person signing this contract on behalf of the State of Nebraska does not have the authority to waive the State's sovereign immunity, statutes, common law, or regulations; (5) the indemnity, limitation of liability, remedy, and other similar provisions of the final contract, if any, are entered into subject to the State's Constitution, statutes, common law, regulations, and sovereign immunity; and, (6) all terms and conditions of the final contract, including but not limited to the clauses concerning third-party use, licenses, warranties, limitations of liability, governing law and venue, usage verification, indemnity, liability, remedy or other similar provisions of the final contract are entered into specifically subject to the State's Constitution, statutes, common law, regulations, and sovereign immunity.

The Parties must comply with all applicable local, state and federal laws, ordinances, rules, orders, and regulations.

E. BEGINNING OF WORK

The Contractor shall not commence any billable work until a valid contract has been fully executed by the State and the successful Contractor. The Contractor will be notified in writing when work may begin.

F. AMENDMENT

This Contract may be amended in writing, within scope, upon the agreement of both parties.

G. CHANGE ORDERS OR SUBSTITUTIONS

The State and the Contractor, upon the written agreement, may make changes to the contract within the general scope of the solicitation. Changes may involve specifications, the quantity of work, or such other items as the State may find necessary or desirable. Corrections of any deliverable, service, or work required pursuant to the contract shall not be deemed a change. The Contractor may not claim forfeiture of the contract by reasons of such changes.

The Contractor shall prepare a written description of the work required due to the change and an itemized cost sheet for the change. Changes in work and the amount of compensation to be paid to the Contractor shall be determined in accordance with applicable unit prices if any, a pro-rated value, or through negotiations. The State shall not incur a price increase for changes that should have been included in the Contractor's bid, were foreseeable, or result from difficulties with or failure of the Contractor's bid or performance.

No change shall be implemented by the Contractor until approved by the State, and the Contract is amended to reflect the change and associated costs, if any. If there is a dispute regarding the cost, but both parties agree that immediate implementation is necessary, the change may be implemented, and cost negotiations may continue with both Parties retaining all remedies under the contract and law.

In the event any product is discontinued or replaced upon mutual consent during the contract period or prior to delivery, the State reserves the right to amend the contract or purchase order to include the alternate product at the same price.

*****Contractor will not substitute any item that has been awarded without prior written approval of SPB*****

H. RECORD OF VENDOR PERFORMANCE

The State may document the vendor's performance, which may include, but is not limited to, the customer service provided by the vendor, the ability of the vendor, the skill of the vendor, and any instance(s) of products or services delivered or performed which fail to meet the terms of the purchase order, contract, and/or Invitation to Bid specifications. In addition to other remedies and options available to the State, the State may issue one or more notices to the vendor outlining any issues the State has regarding the vendor's performance for a specific contract ("Vendor Performance Notice"). The State may also document the Vendor's performance in a report, which may or may not be provided to the vendor ("Vendor Improvement Request"). The Vendor shall respond to any Vendor Performance Notice or Vendor Improvement Request in accordance with such notice or request. At the sole discretion of the State, such Vendor Performance Notices and Vendor Improvement Requests may be placed in the State's records regarding the vendor and may be considered by the State and held against the vendor in any future contract or award opportunity.

I. NOTICE OF POTENTIAL CONTRACTOR BREACH

If Contractor breaches the contract or anticipates breaching the contract, the Contractor shall immediately give written notice to the State. The notice shall explain the breach or potential breach, a proposed cure, and may include a request for a waiver of the breach if so desired. The State may, in its discretion, temporarily or permanently waive the breach. By granting a waiver, the State does not forfeit any rights or remedies to which the State is entitled by law or

*****ALL ITEMS IN THE FOLLOWING SPECIFICATIONS ARE REQUIREMENTS*****

equity, or pursuant to the provisions of the contract. Failure to give immediate notice, however, may be grounds for denial of any request for a waiver of a breach.

J. BREACH

Either Party may terminate the contract, in whole or in part, if the other Party breaches its duty to perform its obligations under the contract in a timely and proper manner. Termination requires written notice of default and a thirty (30) calendar day (or longer at the non-breaching Party's discretion considering the gravity and nature of the default) cure period. Said notice shall be delivered by email, read-receipt requested; Certified Mail, Return Receipt Requested; or in person with proof of delivery. Allowing time to cure a failure or breach of contract does not waive the right to immediately terminate the contract for the same or different contract breach which may occur at a different time.

In case of breach by the Contractor, the State may, without unreasonable delay, make a good faith effort to make a reasonable purchase or contract to purchased goods in substitution of those due from the contractor. The State may recover from the Contractor as damages the difference between the costs of covering the breach. Notwithstanding any clause to the contrary, the State may also recover the contract price together with any incidental or consequential damages defined in UCC Section 2-715, but less expenses saved in consequence of Contractor's breach. OR In case of default of the Contractor, the State may contract the service from other sources and hold the Contractor responsible for any excess cost occasioned thereby.

The State's failure to make payment shall not be a breach, and the Contractor shall retain all available statutory remedies. (See Indemnity - Self-Insurance and Payment)

K. NON-WAIVER OF BREACH

The acceptance of late performance with or without objection or reservation by a Party shall not waive any rights of the Party nor constitute a waiver of the requirement of timely performance of any obligations remaining to be performed.

L. SEVERABILITY

If any term or condition of the contract is declared by a court of competent jurisdiction to be illegal or in conflict with any law, the validity of the remaining terms and conditions shall not be affected, and the rights and obligations of the parties shall be construed and enforced as if the contract did not contain the provision held to be invalid or illegal.

M. INDEMNIFICATION

1. GENERAL

The Contractor agrees to defend, indemnify, and hold harmless the State and its employees, volunteers, agents, and its elected and appointed officials ("the indemnified parties") from and against any and all claims, liens, demands, damages, liability, actions, causes of action, losses, judgments, costs, and expenses of every nature, including investigation costs and expenses, settlement costs, and attorney fees and expenses ("the claims"), sustained or asserted against the State for personal injury, death, or property loss or damage, arising out of, resulting from, or attributable to the willful misconduct, negligence, error, or omission of the Contractor, its employees, subcontractors, consultants, representatives, and agents, resulting from this contract, except to the extent such Contractor liability is attenuated by any action of the State which directly and proximately contributed to the claims.

INTELLECTUAL PROPERTY The Contractor agrees it will, at its sole cost and expense, defend, indemnify, and hold harmless the indemnified parties from and against any and all claims, to the extent such claims arise out of, result from, or are attributable to, the actual or alleged infringement or misappropriation of any patent, copyright, trade secret, trademark, or confidential information of any third party by the Contractor or its employees, subcontractors, consultants, representatives, and agents; provided, however, the State gives the Contractor prompt notice in writing of the claim. The Contractor may not settle any infringement claim that will affect the State's use of the Licensed Software without the State's prior written consent, which consent may be withheld for any reason.

If a judgment or settlement is obtained or reasonably anticipated against the State's use of any intellectual property for which the Contractor has indemnified the State, the Contractor shall, at the Contractor's sole cost and expense, promptly modify the item or items which were determined to be infringing, acquire a license or licenses on the State's behalf to provide the necessary rights to the State to eliminate the infringement, or provide the State with a non-infringing substitute that provides the State the same functionality. At the State's election, the actual or anticipated judgment may be treated as a breach of warranty by the Contractor, and the State may receive the remedies provided under this solicitation.

*****ALL ITEMS IN THE FOLLOWING SPECIFICATIONS ARE REQUIREMENTS*****

2. SELF-INSURANCE (Statutory)

The State is self-insured for any loss and purchases excess insurance coverage pursuant to Neb. Rev. Stat. § 81-8,239.01. If there is a presumed loss under the provisions of this contract, Contractor may file a claim with the Office of Risk Management pursuant to Neb. Rev. Stat. §§ 81-8,829 through 81-8,306 for review by the State Claims Board. The State retains all rights and immunities under the State Miscellaneous (§ 81-8,294), Tort (§ 81-8,209), and Contract Claim Acts (§ 81-8,302), as outlined in Neb. Rev. Stat. § 81-8,209 et seq. and under any other provisions of law and accepts liability under this contract to the extent provided by law.

N. ATTORNEY'S FEES

In the event of any litigation, appeal, or other legal action to enforce any provision of the contract, the Parties agree to pay all expenses of such action, as permitted by law and if ordered by the court, including attorney's fees and costs, if the other Party prevails.

O. ASSIGNMENT, SALE, OR MERGER

Either Party may assign the contract upon mutual written agreement of the other Party. Such agreement shall not be unreasonably withheld.

The Contractor retains the right to enter into a sale, merger, acquisition, internal reorganization, or similar transaction involving Contractor's business. Contractor agrees to cooperate with the State in executing amendments to the contract to allow for the transaction. If a third party or entity is involved in the transaction, the Contractor will remain responsible for performance of the contract until such time as the person or entity involved in the transaction agrees in writing to be contractually bound by this contract and perform all obligations of the contract.

P. CONTRACTING WITH OTHER POLITICAL SUBDIVISIONS OF THE STATE OR ANOTHER STATE

The Contractor may, but shall not be required to, allow agencies, as defined in Neb. Rev. Stat. § 81-145, to use this contract. The terms and conditions, including price, of the contract may not be amended. The State shall not be contractually obligated or liable for any contract entered into pursuant to this clause.

The Contractor may, but shall not be required to, allow other states, agencies or divisions of other states, or political subdivisions of other states to use this contract. The terms and conditions, including price, of this contract shall apply to any such contract, but may be amended upon mutual consent of the Parties. The State of Nebraska shall not be contractually or otherwise obligated or liable under any contract entered into pursuant to this clause. The State shall be notified if a contract is executed based upon this contract.

Q. FORCE MAJEURE

Neither Party shall be liable for any costs or damages, or for default resulting from its inability to perform any of its obligations under the contract due to an unforeseeable natural or man-made event outside the control and not the fault of the affected Party ("Force Majeure Event"). The Party so affected shall immediately make a written request for relief to the other Party, and shall have the burden of proof to justify the request. The other Party may granted the relief requested; relief may not be unreasonably withheld. Labor disputes with the impacted Party's own employees will not be considered a Force Majeure Event.

R. CONFIDENTIALITY

All materials and information provided by the Parties or acquired by a Party on behalf of the other Party shall be regarded as confidential information. All materials and information provided or acquired shall be handled in accordance with federal and state law, and ethical standards. Should said confidentiality be breached by a Party, the Party shall notify the other Party immediately of said breach and take immediate corrective action.

It is incumbent upon the Parties to inform their officers and employees of the penalties for improper disclosure imposed by the Privacy Act of 1974, 5 U.S.C. 552a. Specifically, 5 U.S.C. 552a (i)(1), which is made applicable by 5 U.S.C. 552a (m)(1), provides that any officer or employee, who by virtue of his/her employment or official position has possession of or access to agency records which contain individually identifiable information, the disclosure of which is prohibited by the Privacy Act or regulations established thereunder, and who knowing that disclosure of the specific material is prohibited, willfully discloses the material in any manner to any person or agency not entitled to receive it, shall be guilty of a misdemeanor and fined not more than \$5,000.

*****ALL ITEMS IN THE FOLLOWING SPECIFICATIONS ARE REQUIREMENTS*****

S. EARLY TERMINATION

The contract may be terminated as follows:

1. The State and the Contractor, by mutual written agreement, may terminate the contract at any time.
2. The State, at its sole discretion, may terminate the contract for any reason upon thirty (30) calendar days' written notice to the Contractor. Such termination shall not relieve the Contractor of warranty or other service obligations incurred under the terms of the contract. In the event of termination the Contractor shall be entitled to payment, determined on a pro rata basis, for products or services satisfactorily performed or provided.
3. The State may terminate the contract immediately for the following reasons:
 - a. if directed to do so by statute;
 - b. Contractor has made an assignment for the benefit of creditors, has admitted in writing its inability to pay debts as they mature, or has ceased operating in the normal course of business;
 - c. a trustee or receiver of the Contractor or of any substantial part of the Contractor's assets has been appointed by a court;
 - d. fraud, misappropriation, embezzlement, malfeasance, misfeasance, or illegal conduct pertaining to performance under the contract by its Contractor, its employees, officers, directors, or shareholders;
 - e. an involuntary proceeding has been commenced by any party against the Contractor under any one of the chapters of Title 11 of the United States Code and (i) the proceeding has been pending for at least sixty (60) calendar days; or (ii) the Contractor has consented, either expressly or by operation of law, to the entry of an order for relief; or (iii) the Contractor has been decreed or adjudged a debtor;
 - f. a voluntary petition has been filed by the Contractor under any of the chapters of Title 11 of the United States Code;
 - g. Contractor intentionally discloses confidential information;
 - h. Contractor has or announces it will discontinue support of the deliverable; and,
 - i. In the event funding is no longer available.

T. CONTRACT CLOSEOUT

Upon termination of the contract for any reason the Contractor shall within thirty (30) days, unless stated otherwise herein:

1. Transfer all completed or partially completed deliverables to the State;
2. Transfer ownership and title to all completed or partially completed deliverables to the State;
3. Return to the State all information and data, unless the Contractor is permitted to keep the information or data by contract or rule of law. Contractor may retain one copy of any information or data as required to comply with applicable work product documentation standards or as are automatically retained in the course of Contractor's routine back up procedures;
4. Cooperate with any successor contractor, person or entity in the assumption of any or all of the obligations of this contract;
5. Cooperate with any successor contractor, person or entity with the transfer of information or data related to this contract;
6. Return or vacate any state owned real or personal property; and,
7. Return all data in a mutually acceptable format and manner.

Nothing in this section should be construed to require the Contractor to surrender intellectual property, real or person property, or information or data owned by the Contractor for which the State has no legal claim.

*****ALL ITEMS IN THE FOLLOWING SPECIFICATIONS ARE REQUIREMENTS*****

III. CONTRACTOR DUTIES

A. INDEPENDENT CONTRACTOR / OBLIGATIONS

It is agreed that the Contractor is an independent contractor and that nothing contained herein is intended or should be construed as creating or establishing a relationship of employment, agency, or a partnership.

The Contractor is solely responsible for fulfilling the contract. The Contractor or the Contractor's representative shall be the sole point of contact regarding all contractual matters.

The Contractor shall secure, at its own expense, all personnel required to perform the services under the contract. The personnel the Contractor uses to fulfill the contract shall have no contractual or other legal relationship with the State; they shall not be considered employees of the State and shall not be entitled to any compensation, rights or benefits from the State, including but not limited to, tenure rights, medical and hospital care, sick and vacation leave, severance pay, or retirement benefits.

By-name personnel commitments made in the Contractor's bid shall not be changed without the prior written approval of the State. Replacement of these personnel, if approved by the State, shall be with personnel of equal or greater ability and qualifications.

The Contractor warrants that all persons assigned to the project shall be employees of the Contractor or a subcontractor and shall be fully qualified to perform the work required herein. Personnel employed by the Contractor or a subcontractor to fulfill the terms of the contract shall remain under the sole direction and control of the Contractor or the subcontractor respectively.

With respect to its employees, the Contractor agrees to be solely responsible for the following:

1. Any and all pay, benefits, and employment taxes and/or other payroll withholding;
2. Any and all vehicles used by the Contractor's employees, including all insurance required by state law;
3. Damages incurred by Contractor's employees within the scope of their duties under the contract;
4. Maintaining Workers' Compensation and health insurance that complies with state and federal law and submitting any reports on such insurance to the extent required by governing law;
5. Determining the hours to be worked and the duties to be performed by the Contractor's employees; and,
6. All claims on behalf of any person arising out of employment or alleged employment (including without limit claims of discrimination alleged against the Contractor, its officers, agents, or subcontractors or subcontractor's employees).

If the Contractor intends to use any subcontractor, the subcontractor's level of effort, tasks, and time allocation must be clearly defined in the Contractor's bid. The Contractor shall agree that it will not utilize any subcontractors not specifically included in its bid in the performance of the contract without the prior written authorization of the State. If the Contractor subcontracts any of the work, the Contractor agrees to pay any and all subcontractors in accordance with the Contractor's agreement with the respective subcontractor(s).

The State reserves the right to require the Contractor to reassign or remove from the project any Contractor or subcontractor employee.

Contractor shall insure that the terms and conditions contained in any contract with a subcontractor does not conflict with the terms and conditions of this contract.

The Contractor shall include a similar provision, for the protection of the State, in the contract with any subcontractor engaged to perform work on this contract.

B. EMPLOYEE WORK ELIGIBILITY STATUS

The Contractor is required and hereby agrees to use a federal immigration verification system to determine the work eligibility status of employees physically performing work within the State. A federal immigration verification system means the electronic verification of the work authorization program authorized by the Illegal Immigration Reform and Immigrant Responsibility Act of 1996, 8 U.S.C. 1324a, known as the E-Verify Program, or an equivalent federal program designated by the United States Department of Homeland Security or other federal agency authorized to verify the work eligibility status of an employee.

*****ALL ITEMS IN THE FOLLOWING SPECIFICATIONS ARE REQUIREMENTS*****

If the Contractor is an individual or sole proprietorship, the following applies:

1. The Contractor must complete the United States Citizenship Attestation Form, available on the DAS website at https://das.nebraska.gov/materiel/purchase_bureau/vendor-info.html. The completed United States Attestation Form should be submitted with the solicitation response.
2. If the Contractor indicates on the attestation form that he or she is a qualified alien, the Contractor agrees to provide the U.S. Citizenship and Immigration Services documentation required to verify the Contractor's lawful presence in the United States using the Systematic Alien Verification for Entitlements (SAVE) Program.
3. The Contractor understands and agrees that lawful presence in the United States is required and the Contractor may be disqualified or the contract terminated if such lawful presence cannot be verified as required by Neb. Rev. Stat. § 4-108.

C. COMPLIANCE WITH CIVIL RIGHTS LAWS AND EQUAL OPPORTUNITY EMPLOYMENT/NONDISCRIMINATION (Statutory)

The Contractor shall comply with all applicable local, state, and federal statutes and regulations regarding civil rights laws and equal opportunity employment. The Nebraska Fair Employment Practice Act prohibits Contractors of the State, and their subcontractors, from discriminating against any employee or applicant for employment, with respect to hire, tenure, terms, conditions, compensation, or privileges of employment because of race, color, religion, sex, disability, marital status, or national origin (Neb. Rev. Stat. §§ 48-1101 through 48-1125). The Contractor guarantees compliance with the Nebraska Fair Employment Practice Act, and breach of this provision shall be regarded as a material breach of contract. The Contractor shall insert a similar provision in all subcontracts for goods or services to be covered by any contract resulting from this solicitation.

D. COOPERATION WITH OTHER CONTRACTORS

Contractor may be required to work with or in close proximity to other contractors or individuals that may be working on the same or different projects. The Contractor shall agree to cooperate with such other contractors or individuals, and shall not commit or permit any act which may interfere with the performance of work by any other contractor or individual. Contractor is not required to compromise Contractor's intellectual property or proprietary information unless expressly required to do so by this contract.

E. DISCOUNTS

Prices quoted shall be inclusive of ALL trade discounts. Cash discount terms of less than thirty (30) days will not be considered as part of the bid. Cash discount periods will be computed from the date of receipt of a properly executed claim voucher or the date of completion of delivery of all items in a satisfactory condition, whichever is later.

F. PRICES

Prices quoted shall be net, **including transportation and delivery charges fully prepaid by the contractor**, F.O.B. destination named in the solicitation. **No additional charges will be allowed for packing, packages, or partial delivery costs.** When an arithmetic error has been made in the extended total, the unit price will govern.

All Prices, costs, and terms and conditions submitted in the bid shall remain fixed and valid commencing on the opening date of the bid and shall remain firm for the first one hundred eighty (180) days of the contract award.

Requests for an increase must be submitted in writing to SPB. SPB has a minimum of thirty (30) days to review and award any Price increase or decrease (after documentation is approved). Documentation will be required by the State to support the price increase. The State reserves the right to deny any requested price increase. **Fuel price fluctuations shall not be a consideration for price increases, as it is covered in the Fuel Cost Adjustment.**

No price increases are to be billed to the State prior to an Amendment to the Contract, which has been signed and completed by both the State and the awarded bidder, the Amendment is posted to the SPB website and written notice has been given to both the State and the awarded bidder.

The State will be given full proportionate benefit of any decreases for the term of the contract.

*****ALL ITEMS IN THE FOLLOWING SPECIFICATIONS ARE REQUIREMENTS*****

The State reserves the right to deny any requested price increase. No price increases are to be effective or billed to any State Agencies prior to written amendment of the contract by the parties.

The State will be given full proportionate benefit of any decreases for the term of the contract.

G. COST CLARIFICATION

The State reserves the right to review all aspects of cost for reasonableness and to request clarification of any bid where the cost component shows significant and unsupported deviation from industry standards or in areas where detailed pricing is required.

H. PERMITS, REGULATIONS, LAWS

The contract price shall include the cost of all royalties, licenses, permits, and approvals, whether arising from patents, trademarks, copyrights or otherwise, that are in any way involved in the contract. The Contractor shall obtain and pay for all royalties, licenses, and permits, and approvals necessary for the performance of the contract. The Contractor must guarantee that it has the full legal right to the materials, supplies, equipment, software, and other items used to execute this contract.

I. OWNERSHIP OF INFORMATION AND DATA / DELIVERABLES

The State shall have the unlimited right to publish, duplicate, use, and disclose all information and data developed or obtained by the Contractor on behalf of the State pursuant to this contract.

The State shall own and hold exclusive title to any deliverable developed as a result of this contract. Contractor shall have no ownership interest or title, and shall not patent, license, or copyright, duplicate, transfer, sell, or exchange, the design, specifications, concept, or deliverable.

J. NOTICE OF POTENTIAL CONTRACTOR BREACH

If Contractor breaches the contract or anticipates breaching the contract the Contractor shall immediately give written notice to the State. The notice shall explain the breach or potential breach, and may include a request for a waiver of the breach if so desired. The State may, at its discretion, temporarily or permanently waive the breach. By granting a temporary waiver, the State does not forfeit any rights or remedies to which the State is entitled by law or equity, or pursuant to the provisions of the contract. Failure to give immediate notice, however, may be grounds for denial of any request for a waiver of a breach.

K. ANTITRUST

The Contractor hereby assigns to the State any and all claims for overcharges as to goods and/or services provided in connection with this contract resulting from antitrust violations which arise under antitrust laws of the United States and the antitrust laws of the State.

L. CONFLICT OF INTEREST

By submitting a bid, bidder certifies that no relationship exists between the bidder and any person or entity which either is, or gives the appearance of, a conflict of interest related to this Invitation to Bid or project.

Bidder further certifies that bidder will not employ any individual known by bidder to have a conflict of interest nor shall bidder take any action or acquire any interest, either directly or indirectly, which will conflict in any manner or degree with the performance of its contractual obligations hereunder or which creates an actual or appearance of conflict of interest.

If there is an actual or perceived conflict of interest, bidder shall provide with its bid a full disclosure of the facts describing such actual or perceived conflict of interest and a proposed mitigation plan for consideration. The State will then consider such disclosure and proposed mitigation plan and either approve or reject as part of the overall bid evaluation.

M. STATE PROPERTY

The Contractor shall be responsible for the proper care and custody of any State-owned property which is furnished for the Contractor's use during the performance of the contract. The Contractor shall reimburse the State for any loss or damage of such property; normal wear and tear is expected.

*****ALL ITEMS IN THE FOLLOWING SPECIFICATIONS ARE REQUIREMENTS*****

N. SITE RULES AND REGULATIONS

The Contractor shall use its best efforts to ensure that its employees, agents, and subcontractors comply with site rules and regulations while on State premises. If the Contractor must perform on-site work outside of the daily operational hours set forth by the State, it must make arrangements with the State to ensure access to the facility and the equipment has been arranged. No additional payment will be made by the State on the basis of lack of access, unless the State fails to provide access as agreed to in writing between the State and the Contractor.

O. ADVERTISING

The Contractor agrees not to refer to the contract award in advertising in such a manner as to state or imply that the company or its goods and services are endorsed or preferred by the State. Any publicity releases pertaining to the project shall not be issued without prior written approval from the State.

P. NEBRASKA TECHNOLOGY ACCESS STANDARDS (Nonnegotiable)

The State of Nebraska is committed to ensuring that all information and communication technology (ICT), developed, leased, or owned by the State of Nebraska, affords equivalent access to employees, program participants and members of the public who have disabilities as it affords to employees, program participants and members of the public who do not have disabilities.

ICT means information technology and other equipment, systems, technologies, or processes, for which the principal function is the creation, manipulation, storage, display, receipt, or transmission of electronic data and information, as well as any associated content. Contractor hereby agrees ICT includes computers and peripheral equipment, information kiosks and transaction machines, telecommunications equipment, customer premises equipment, multifunction office machines, software, applications, web sites, videos, and electronic documents. For the purposes of these assurances, ICT does not include ICT that is used exclusively by a contractor.

If the Contractor is providing a product or service that contains ICT and if the provided ICT is public-facing or the user will directly interact with it, the provided ICT must provide equivalent access or be modified during implementation to afford equivalent access to employees, program participants, and members of the public who have and who do not have disabilities. The Contractor may comply with this section by complying with Section 508 of the Rehabilitation Act of 1973, as amended, and its implementing standards adopted and promulgated by the U.S. Access Board.

Q. DISASTER RECOVERY/BACK UP PLAN

The Contractor shall have a disaster recovery and back-up plan to allow for continued delivery of goods or services under the specifications of the contract in the event of a disaster. The plan should include disaster contingency details related to equipment, personnel, facilities, and transportation. A copy of the disaster recovery and back-up plan should be provided upon request to the State.

R. DRUG POLICY

Contractor certifies it maintains a drug free work place environment to ensure worker safety and workplace integrity. Contractor agrees to provide a copy of its drug free workplace policy at any time upon request by the State.

S. WARRANTY

Despite any clause to the contrary, the Contractor represents and warrants that its services hereunder shall be performed by competent personnel and shall be of professional quality consistent with generally accepted industry standards for the performance of such services and shall comply in all respects with the requirements of this Contract. For any breach of this warranty, the Contractor shall, for a period of ninety (90) days from performance of the service, perform the services again, at no cost to the State, or if Contractor is unable to perform the services as warranted, Contractor shall reimburse the State for all fees paid to Contractor for the unsatisfactory services. The rights and remedies of the parties under this warranty are in addition to any other rights and remedies of the parties provided by law or equity, including, without limitation actual damages, and, as applicable and awarded under the law, to a prevailing Party, reasonable attorneys' fees and costs.

T. TIME IS OF THE ESSENCE

Time is of the essence with respect to Contractor's performance and deliverables pursuant to this contract.

*****ALL ITEMS IN THE FOLLOWING SPECIFICATIONS ARE REQUIREMENTS*****

IV. PAYMENT

A. PROHIBITION AGAINST ADVANCE PAYMENT (Nonnegotiable)

Neb. Rev. Stat. § 81-2403 states, “[n]o goods or services shall be deemed to be received by an agency until all such goods or services are completely delivered and finally accepted by the agency.”

B. TAXES (Nonnegotiable)

The State is not required to pay taxes and assumes no such liability as a result of this solicitation. The Contractor may request a copy of the Nebraska Department of Revenue, Nebraska Resale or Exempt Sale Certificate for Sales Tax Exemption, Form 13 for their records. Any property tax payable on the Contractor’s equipment which may be installed in a state-owned facility is the responsibility of the Contractor.

C. INVOICES (Nonnegotiable)

Invoices for payments must be submitted by the Bidder to the Agency requesting the services with sufficient detail to support payment to include the product name, product description, item name, item number, and the name and location of the ordering department or division.

The terms and conditions included in the Contractor’s invoice shall be deemed to be solely for the convenience of the parties. No terms or conditions of any such invoice shall be binding upon the State, and no action by the State, including without limitation the payment of any such invoice in whole or in part, shall be construed as binding or estopping the State with respect to any such term or condition, unless the invoice term or condition has been previously agreed to by the State as an amendment to the contract. **The State shall have forty-five (45) calendar days to pay after a valid and accurate invoice is received by the State.**

D. INSPECTION AND APPROVAL

Final inspection and approval of all work required under the contract shall be performed by the designated State officials.

The State and/or its authorized representatives shall have the right to enter any premises where the Contractor or subcontractor duties under the contract are being performed, and to inspect, monitor or otherwise evaluate the work being performed. All inspections and evaluations shall be at reasonable times and in a manner that will not unreasonably delay work.

E. PAYMENT (Nonnegotiable)

Payment will be made by the responsible agency in compliance with the State of Nebraska Prompt Payment Act. See Neb. Rev. Stat. § 81-2403. The State may require the Contractor to accept payment by electronic means such as ACH deposit. In no event shall the State be responsible or liable to pay for any goods and services provided by the Contractor prior to the effective date of the contract, and the Contractor hereby waives any claim or cause of action for any such services.

F. LATE PAYMENT (Nonnegotiable)

The Contractor may charge the responsible agency interest for late payment in compliance with the State of Nebraska Prompt Payment Act. See Neb. Rev. Stat. §§ 81-2401 through 81-2408.

G. SUBJECT TO FUNDING / FUNDING OUT CLAUSE FOR LOSS OF APPROPRIATIONS (Nonnegotiable)

The State’s obligation to pay amounts due on the Contract for a fiscal years following the current fiscal year is contingent upon legislative appropriation of funds. Should funds not be appropriated, the State may terminate the contract with respect to those payments for the fiscal year(s) for which such funds are not appropriated. The State will give the Contractor written notice thirty (30) calendar days prior to the effective date of termination. All obligations of the State to make payments after the termination date will cease. The Contractor shall be entitled to receive just and equitable compensation for any authorized work which has been satisfactorily completed as of the termination date. In no event shall the Contractor be paid for a loss of anticipated profit.

H. RIGHT TO AUDIT (First Paragraph is Nonnegotiable)

The State shall have the right to audit the Contractor’s performance of this contract upon a thirty (30) day written notice. Contractor shall use generally accepted accounting principles, and shall maintain the accounting records, and other records and information relevant to the contract (Information) to enable the State to audit the contract. See Neb. Rev. Stat. § 84-304 et seq. The State may audit and the Contractor shall maintain the information during the term of the contract and for a period of five (5) years after the completion of this contract or until all issues or litigation are resolved, whichever is later. The Contractor shall make the Information available to the State at Contractor’s place of

*****ALL ITEMS IN THE FOLLOWING SPECIFICATIONS ARE REQUIREMENTS*****

business or a location acceptable to both Parties during normal business hours. If this is not practical or the Contractor so elects, the Contractor may provide electronic or paper copies of the Information. The State reserves the right to examine, make copies of, and take notes on any Information relevant to this contract, regardless of the form or the Information, how it is stored, or who possesses the Information. In no circumstances will Contractor be required to create or maintain documents not kept in the ordinary course of Contractor's business operations, nor will Contractor be required to disclose any information, including but not limited to product cost data, which is confidential or proprietary to Contractor.

The Parties shall pay their own costs of the audit unless the audit finds a previously undisclosed overpayment by the State. If a previously undisclosed overpayment exceeds one-half of one percent (.5%) of the total contract billings, or if fraud, material misrepresentations, or non-performance is discovered on the part of the Contractor, the Contractor shall reimburse the State for the total costs of the audit. Overpayments and audit costs owed to the State shall be paid within ninety (90) days of written notice of the claim. The Contractor agrees to correct any material weaknesses or condition found as a result of the audit.

*****ALL ITEMS IN THE FOLLOWING SPECIFICATIONS ARE REQUIREMENTS*****

V. SCOPE OF WORK

The Contractor must provide the following information in response to this solicitation.

A. SCOPE

It is the intent of this ITB to establish a contract to supply **MULTIPLE CONTROLLER CABINETS** per the attached specifications from date of award for a period of One (1) year with the option to renew for an additional Four (4) One (1) year periods when mutually agreeable to the bidder and the State. The State reserves the right to extend the period of this contract beyond the end date when mutually agreeable to the bidder and the State.

All items proposed shall be of the latest manufacture in production as of the date of the bid and be of proven performance and under standard design complete as regularly advertised and marketed. All necessary materials for satisfactory performance of the supplies shall be incorporated into the **MULTIPLE CONTROLLER CABINETS** whether or not they may be specifically mentioned below.

Complete specifications, manufacturer's current descriptive literature and/or advertising data sheets with cuts or photographs must be included with the bid for the IDENTICAL items proposed. Any information necessary to show compliance with these specifications not given on the manufacturer's descriptive literature and/or advertising data sheets must be supplied in writing on or attached to the bid document. If manufacturer's information necessary to show compliance with these specifications is not attached to the bid document, the Bidder may be required to submit requested information within three (3) business days of a written request. Failure to submit requested descriptive literature or advertising data sheets may be grounds to reject the bid.

B. FUEL COST ADJUSTMENT

FCA for delivery – Diesel Due to price fuel price volatility, adjustments in pricing both upward and downward, will be required to offset changes in the cost of fuel. The following process will be utilized in order to account for and accommodate fuel price volatility:

The vendor shall set their bid price for the delivered commodity based on fuel prices for the month prior to the bid opening. During the term of the contract, for all orders placed, accommodations for changes in the retail price of fuel will be made for delivery from the manufacturer origin to the destination as follows: The Bidder must specify the origin of the product for each destination. If more than one origin is to be used for a destination, the one closest to the destination will be used for calculating the FCA. In the event that the origin changes during the contract period, the Bidder must furnish documentation to the state confirming such change. The state will be the sole judge as to the validity of the documentation. The origin will not be changed more than once per year. For the purpose of calculating the FCA in this contract, the following formulas and values will be used: The distance (d_i), from the origin to each destination (D_i) will be established by the state. The approximate average fuel economy (E) will be 5 miles/gallon for all vendors and destinations. The calculated amount of fuel (F_i) used for delivery to each destination will be the distance divided by the fuel economy, rounded to the nearest gallon.

$$F_i = d_i/E.$$

Monthly average diesel fuel prices will be based on data from the Nebraska Energy office website on the page titled "Average Monthly Retail On-Highway Diesel Fuel Prices in Nebraska". <https://neo.ne.gov/programs/stats/inf/96.htm> The initial price index (P_0) will be the monthly average for the month prior to the date of the contract. After contract starts, the monthly price (P_m) will be monitored, and monthly adjustments will begin in the month following the contract start date. The amount of the FCA for each destination will be the fuel used (as calculated above) multiplied by the difference (ΔP) between the monthly retail price (P_m) and the initial price index (P_0).

$$\Delta P = P_m - (P_0)$$

$$FCA_i = \Delta P * F_i$$

The State shall calculate the FCA for each destination and include the amount on the invoice for deliveries made. The State will supply an Excel spreadsheet to the vendor with the destinations and all necessary data so that the vendor need only enter the monthly fuel price. All of the calculations will be done automatically to determine the FCA. All invoices dated in a given calendar month shall use the monthly price (P_m) for the preceding month.

*****ALL ITEMS IN THE FOLLOWING SPECIFICATIONS ARE REQUIREMENTS*****

VI. TECHNICAL SPECIFICATIONS

A. BIDDER INSTRUCTIONS

Bidder must respond to each of the following statements. Specifications listed are minimum conditions that must be met in order for a Bidder to qualify for the award.

“YES” response means the Bidder guarantees they can meet this condition.

“NO” response means the Bidder cannot meet this condition and will not be considered.

“NO & PROVIDE ALTERNATIVE” responses should be used only with a narrative response in the “NOTES/COMMENTS” section explaining in detail any deviation from the Bidder’s ability to meet the condition, and an explanation of how this would be determined to be an acceptable alternative to meeting the condition. **Alternative responses must be detailed in such a way that allows such deviations to be fully evaluated.** The State shall determine at its sole discretion whether or not the Bidder’s alternative is an acceptable alternative.

*****ALL ITEMS IN THE FOLLOWING SPECIFICATIONS ARE REQUIREMENTS*****

B. NON-COMPLIANCE STATEMENT

YES	NO	NO & PROVIDE ALTERNATIVE	
X			1. Read these specifications carefully.
X			2. Any and all exceptions to these specifications must be written on or attached to solicitation response.
X			3. Any noncompliance may void your bid. Non-compliance to any single specification can void your bid.
X			4. It is the responsibility of Bidders to obtain information and clarifications as provided below.
X			5. The State is not responsible for any erroneous or incomplete understandings or wrongful interpretations of this solicitation by any Bidder.
NOTES/COMMENTS:			

C. 332 LS TRAFFIC SIGNAL CONTROLLER CABINETS

YES	NO	NO & PROVIDE ALTERNATIVE	
X			1. Model 332LS Traffic Signal Controller Cabinets shall not be required to comply with the State of California Department of Transportation TEES dated November 05, 2020. All additional equipment specified in Section VI C shall comply with the State of California Department of Transportation TEES dated November 05, 2020 and all Errata publications to present date later with the following exceptions: https://dot.ca.gov/-/media/dot-media/programs/traffic-operations/documents/tees/tees2020.pdf
X			a. The cabinet shall be furnished with one (1) Model 2010E CMU or equivalent. Please specify make and model of conflict monitor: <u>M68763 2070 Eclip</u> 2070 Eclip 2010ECLIP

*****ALL ITEMS IN THE FOLLOWING SPECIFICATIONS ARE REQUIREMENTS*****

X			b. The Output File #1LX shall incorporate a sixteen (16) channel Red Monitoring/Programming Board wired for Red Circuit Monitoring on all vehicle and pedestrian phases.
X			c. The Red Monitoring Programming Board shall utilize a twenty (20)-pin ribbon cable for connectivity to the Red Monitor interface on the 2010ECLip CMU.
X			d. The Red Monitoring Programming Board shall be installed on the rear panel of the Output File #1LX.
X			e. The Red Monitoring Programming Board shall be accessible for programming without removing the rear panel.
X			f. Channel programming selects between the Load switch output and AC+.
X			g. Channel programming shall be accomplished utilizing male jumper plugs.
X			h. A clear plastic cover shall be installed to protect any contact being made with the Red Monitoring Programming Board.
X			i. The cabinet shall not include the Output File #2LX.
X			j. The Power Distribution assembly shall be a PDA #2LX.
X			k. The cabinet shall be furnished with a full complement of Model 204 Flashers and Flash Relays.
X			l. A nineteen (19) inch rack mount Pull-Out Drawer Assembly shall be included and installed above the Input File 1.
X			m. All plates, brackets, frames, wiring, and other components pertaining to the cabinet shall be assembled at the factory.
X			n. Cabinet and all equipment shall be listed on the current Caltrans QPL dated September 8, 2021, or later.
X			o. Controller unit supported shelves in rack (One (1) unit rack space above pull-out drawer).
X			p. The cabinet shall be furnished with one hundred twenty (120) V Monitored Power Strip.
X			q. The Monitored Power Strip housing shall be metal.
X			r. The power strip shall be a 1U horizontal rack mounted device.
X			s. The device shall have mounting flanges to support installation in two (2) and four (4) post racks.
X			t. The device hardware shall allow for front or rear rack mount installation.
X			u. The front display panel display shall be LCD.
X			v. The front panel shall display PDU output current in amps.
X			w. The power strip shall be a minimum of fifteen (15) amps.
X			x. The power strip shall have a minimum of six (6) receptacles.
X			y. The power strip shall be NEMA 5-15P.
X			z. Output capacity shall be 1.44kW@120V / 15A total capacity.
X			aa. The device shall have a SNMP/Ethernet interface trap.
X			bb. The device shall provide alert notifications via email or SNMP traps that offer immediate event notification.
X			cc. The device shall support HTTP, HTTPS, Device software protocols, SMTP, SNMPv2, SNMPv3, Telnet, SSH, FTP, DHCP, BOOTP, NTP protocols.

*****ALL ITEMS IN THE FOLLOWING SPECIFICATIONS ARE REQUIREMENTS*****

X			dd. The device shall have software (at no additional cost) to remotely monitor status of the power strip.
X			ee. The device software shall have tiered access privileges to allow an administrator and a guest to login via web browser for remote monitoring.
X			ff. The device software and vendor shall provide the software updates and enhancements.
X			gg. The device shall have the ability to set user specified alarm and notification thresholds.
X			hh. The device shall be able to be monitored remotely via network or secure web browser interface.
X			ii. The device shall be operational in five percent (5%) to ninety-five percent (95%) relative humidity (non-condensing).
X			jj. The device shall be rated for outdoor operation.
X			kk. The power strip shall have a minimum warranty of two (2) years.
NOTES/COMMENTS:			

D. 336 LS TRAFFIC SIGNAL CONTROLLER CABINETS

YES	NO	NO & PROVIDE ALTERNATIVE	
X			1. The Model 336 LS Traffic Signal Controller Cabinets shall not be required to comply with the State of California Department of Transportation TEES dated November 05, 2020. All additional equipment specified in Section VI C shall comply with The State of California Department of Transportation TEES dated November 5, 2020, and all Errata publications to present date later with the following exceptions: https://dot.ca.gov/-/media/dot-media/programs/traffic-operations/documents/tees/tees2020.pdf
X			<p>a. The cabinet shall be furnished with one (1) Model 2010 EClip Monitor Unit (CMU) or equivalent.</p> <p>Please specify make and model of conflict monitor: <u>M68763-2070-Eclip 2010ECLIP</u></p>
X			b. The Output File #1LX shall incorporate a sixteen (16) channel Red Monitoring Programming Board wired for Red Circuit Monitoring on all vehicle and pedestrian phases
X			c. The Red Monitoring Programming Board shall utilize a twenty (20) pin ribbon cable for connectivity to the Red Monitor interface on the 2010ECLIP CMU.
X			d. The Red Monitoring Programming Board shall be installed on the rear panel of the Output File #1LX.
X			e. Channel programming selects between the Load switch output and AC+.
X			f. Channel programming shall be accomplished utilizing male jumper plugs.
X			g. A clear plastic cover shall be installed to protect any contact being made with the Red Monitoring Programming Board.
X			h. Shall be a PDA #2LS.
X			i. The cabinet shall be furnished with a full complement of Model 204 Flashers and Flash Relays.

*****ALL ITEMS IN THE FOLLOWING SPECIFICATIONS ARE REQUIREMENTS*****

X			j. A nineteen (19) inch rack mount Pull-Out Drawer Assembly shall be included and installed above the Input File I. The drawer shall be capable of supporting fifty (50) lbs.
X			k. All plates, brackets, frames, wiring, and other components pertaining to the cabinet shall be assembled at the factory.
X			l. Cabinets and all equipment shall be listed on the current Caltrans QPL dated December 4, 2019, September 8, 2021, or later.
X			m. Controller unit supported shelves in rack (one (1) unit rack space above pull-out drawer).
	X	M14642 M36342	n. Two (2) mounting brackets, Pelco Products, Inc. part number SE=0126 or equivalent, shall be furnished with each cabinet. Please specify make and model of mounting brackets: <u>Swarco McCain: M14642- Bracke, M36342- Plate</u>
X			o. The bottom of the cabinet housing shall be enclosed.
X			p. Fabricate and install nut blocks for the mounting brackets as shown on the NUT BLOCK DETAIL in the Cabinet Housing Modification for Mounting Bracket Drawing.
X			q. The cabinet shall be furnished with one hundred twenty (120) V Monitored Power Strip.
X			r. The device housing shall be metal.
X			s. The power strip shall be a 1U horizontal rack mounted device.
X			t. The device shall have mounting flanges to support installation in two (2) and four (4) post racks.
X			u. The device hardware shall allow for front or rear rack mount installation.
X			v. The front display panel display shall be LCD.
X			w. The front panel shall display PDU output current in amps.
X			x. The power strip shall be a minimum of fifteen (15) amps.
X			y. The power strip shall have a minimum of six (6) receptacles.
X			z. The power strip shall be NEMA 5-15P.
X			aa. Output capacity shall be 1.44kW@120V / 15A total capacity.
X			bb. The device shall have a SNMP/Ethernet interface trap.
X			cc. The device shall provide alert notifications via email or SNMP traps that offer immediate event notification.
X			dd. The device shall support HTTP, HTTPS, Device software protocols, SMTP, SMPTv1, SNMPv2, SNMPv3, Telnet, SSH, FTP, DHCP, BOOTP, NTP protocols.
X			ee. The device shall have software to remotely monitor status of the power strip.
X			ff. The device software shall have tiered access privileges to allow an administrator and a guest to login via web browser for remote monitoring.

*****ALL ITEMS IN THE FOLLOWING SPECIFICATIONS ARE REQUIREMENTS*****

X			gg. The device software and vendor shall provide the software updates and enhancements.
X			hh. The device shall have the ability to set user specified alarm and notification thresholds.
X			ii. The device shall be able to be monitored remotely via network or secure web browser interface.
X			jj. The device shall be operational in five (5) to ninety-five (95) percent non-condensing relative humidity.
X			kk. The device shall be rated for outdoor operation.
X			ll. The power strip shall have a minimum warranty of two (2) years.
NOTES/COMMENTS:			

Type text here

*****ALL ITEMS IN THE FOLLOWING SPECIFICATIONS ARE REQUIREMENTS*****

VII. ATC CABINET SPECIFICATIONS

A. ATC CABINETS GENERAL REQUIREMENTS

YES	NO	NO & PROVIDE ALTERNATIVE	
X			1. ATC Cabinet shall adhere to the following requirements:
X			a. The cabinet subassemblies shall be in compliance with ATC 5301 v02.02 standard.
X			b. The subassemblies in the cabinet shall be removable with simple hand tools such as a screwdriver, and without removing any other equipment.
X			c. The cabinet shall be capable of remaining in flashing operation with Input Assembly, Output Assembly, Cabinet Power Supply, and Controller removed.
X			d. Any components over fifty (50) V with exposed terminals shall be protected from incidental contact per NEC requirements.
X			e. All equipment in the cabinet shall be clearly and permanently labeled.
X			f. All marker strips shall be made of material that can be easily written on using a pencil or ballpoint pen.
X			g. Marker strips shall be located immediately below the item they are to identify and must be clearly visible with the items installed.
X			h. Top and Bottom Card guides shall be provided for the plug-ins.
X			i. The cabinet shall support connection of additional equipment via SDLC port including but not limited to Wavetronix Click 650/656
X		120 or 48 not interchangeable	j. The cabinet shall be configured to allow the agency to select between one hundred twenty (120) VAC or forty-eight (48) VDC operation by the installation of the desired Power Supply and Output Terminal Assembly. In addition the HDSP/FU and CMU may be changed to either the HV or LV version dependent upon the 120VAC or 48DC operation.
NOTES/COMMENTS:			

*****ALL ITEMS IN THE FOLLOWING SPECIFICATIONS ARE REQUIREMENTS*****

B. MODEL 352 ATC CABINETS COMPOSITION

YES	NO	NO & PROVIDE ALTERNATIVE	
X			1. The model 352 ATC Cabinet Composition shall be furnished and ready for operation. See attachments H & I for Suggested Cabinet Mounting Details. Guidelines stated in Section VIII, will not be superseded by suggested guidelines in attachments H & I above.
X			2. MODEL 352 ATC Cabinet Composition shall adhere to the following requirements Unless otherwise specified:
X			a. Housing 1B per Caltrans TEES dated November 5, 2020.
X			b. Slide out Drawer/Shelf.
X			c. Mounting Cage number one (1) per Caltrans TEES dated November 5, 2020.
X			d. Service Assembly.
X			e. Service Panel.
X			f. Model 2216 24HV Cabinet Power Supply.
X		PDU4002	g. One hundred twenty (120) V Monitored Power Strip.
X			h. Input Assembly to have twenty-four (24) detector channels.
X			i. Type text here Field Input Panel.
X			j. Output Assembly.
X			k. DC Power/Communication Bus.
X			l. Model 2220 Auxiliary Display Unit.
<p>NOTES/COMMENTS:</p>			

*****ALL ITEMS IN THE FOLLOWING SPECIFICATIONS ARE REQUIREMENTS*****

C. MODEL 356 ATC CABINETS

YES	NO	NO & PROVIDE ALTERNATIVE	
X			1. The model 356 ATC Cabinet Composition shall be furnished and ready for operation. See attachments H & I for Suggested Cabinet Mounting Details. Guidelines stated in Section IX, will not be superseded by suggested guidelines in attachments H & I above.
X			2. MODEL 356 ATC Cabinet Composition shall adhere to the following requirements Unless otherwise specified:
X			a. Housing two (2) per Caltrans TEES dated November 5, 2020. EXCEPTION The door locks and handles shall be on the right side of the front door and left side of the rear door.
X			b. Slide-out Drawer/Shelf.
X			c. Mounting Cage number two (2) per Caltrans TEES dated November 5, 2020.
X			d. Service Assembly.
X			e. Service Panel.
X			f. Model 2216-24HV Cabinet Power Supply.
X		PDU4002	g. One hundred twenty (120) V Monitored Power Strip.
X			h. Input Assembly to have twenty-four (24) detector channels.
X			i. Field Input Panel.
X			j. Output Assembly.
X			k. Field Output Panel.
X			l. DC Power/Communication Bus.
X			m. Model 2220 Auxiliary Display Unit.
NOTES/COMMENTS:			

*****ALL ITEMS IN THE FOLLOWING SPECIFICATIONS ARE REQUIREMENTS*****

D. ASSEMBLIES AND FILES FOR ATC CABINETS

YES	NO	NO & PROVIDE ALTERNATIVE	
X			1. All assemblies and files shall be mounted on the cage mounting rails.
NOTES/COMMENTS:			

E. CABINET SHIPPING REQUIREMENTS FOR ATC CABINETS

YES	NO	NO & PROVIDE ALTERNATIVE	
X			1. The cabinets shall be delivered mounted on a plyboard shipping pallet, and the pallet shall be bolted to the cabinet base.
X			2. The cabinet shall be enclosed in a slipcover cardboard packing shell.
X			3. The housing doors shall be blocked to prevent movement during transportation
NOTES/COMMENTS:			

F. STAINLESS STEEL FOR ATC CABINETS

YES	NO	NO & PROVIDE ALTERNATIVE	
X			1. All bolts, nuts, washers, screws (size eight (8) or larger), hinges and hinge pins shall be stainless steel unless otherwise specified.
NOTES/COMMENTS:			

*****ALL ITEMS IN THE FOLLOWING SPECIFICATIONS ARE REQUIREMENTS*****

G. CAGE MOUNTING FOR ATC CABINETS

YES	NO	NO & PROVIDE ALTERNATIVE	
X			1. A cage mounting clear area for the controller unit shall be provided.
X			2. The area shall extend one and one half (1.5) inches in front of the front EIA mounting angles and sixteen (16) inches behind the front EIA mounting angles.
NOTES/COMMENTS:			

H. HOUSING FOR ATC CABINETS

YES	NO	NO & PROVIDE ALTERNATIVE	
X			1. The housing for the ATC Cabinets shall include, but not limited to, the following:
X			a. Enclosure.
X			b. Doors.
X			c. Latches/Locks.
X			d. Hinges and Door Catches.
X			e. Police Panel.
X			f. Ventilation.
X			g. Gasketing.
X			h. Cage Supports and Mounting.
NOTES/COMMENTS:			

I. HOUSING CONSTRUCTION FOR ATC CABINETS

YES	NO	NO & PROVIDE ALTERNATIVE	
X			1. WATERPROOFING:
X			a. The housing shall be rainproof/waterproof. The top of the enclosure shall be crowned to prevent standing water.

*****ALL ITEMS IN THE FOLLOWING SPECIFICATIONS ARE REQUIREMENTS*****

X			2. DOORS:
X			a. The housing shall have single front and rear doors, each equipped with locks.
X			3. FABRICATING:
X			a. The enclosure doors, lifting eyes, gasket channels, police panel, and all supports to be welded to the enclosure doors and shall be fabricated of aluminum sheet with a minimum thickness of 0.125-inch.
X			b. Bolted on supports shall be either the same material and thickness as the enclosure -or- a minimum of 0.105-inch steel.
X			c. The side panels and filter shall shall be fabricated aluminum sheet with a minimum thickness of 0.080-inch.
X			4. EXTERIOR:
X			a. All exterior seams and doors for enclosure shall be continuously welded and smooth.
X			b. All edges shall be filed to a minimum radius of 0.03125-inch.
X			c. Cabinet welds shall be done by gas Tungsten arc TIG process only.
			5. ER5356 aluminum alloy bare weld electrodes conforming to AWS A5.10 requirements shall be sued for welding on aluminum.
			6. Procedures, welders, and welding operators shall conform to the requirements and practices in AWS B3.0 and C5.6 for aluminum.
			7. Internal cabinet welds shall be done by either gas metal arc MIG -or- Tungsten arc TIG process.
Type text here			
NOTES/COMMENTS:			

J. HOUSING FOR ALUMINUM SURFACES OF ATC CABINETS

YES	NO	NO & PROVIDE ALTERNATIVE	M387
X			1. POWDER COATING:
X			a. The cabinets shall be Powder Coated with a coating no less than 2 mils thick
X			b. Color shall be aluminum finish, Federal Standard 595C #17178
X			2. ENCLOSURE DOOR FRAMES:
X			a. Shall be double flanged out on all four (4) sides
X			b. Shall have strikers to hold tension on an form a firm seal between the door gasketing and the frame. .
X			3. ENCLOSURE DOOR FRAMES:
X			a. The dimension between the door edge and the enclosure external surface when the door edge is closed and locked shall be 0.156 (+/-0.08) inch.

*****ALL ITEMS IN THE FOLLOWING SPECIFICATIONS ARE REQUIREMENTS*****

X			4. GASKETING:
X			a. Shall be provided on all door openings and shall be dust tight
X			b. If Neoprene is used, the matting surface of the gasketing shall be covered with a silicone lubricant to prevent sticking to the matting metal surface.
X			5. GASKETS:
X			a. Shall be 0.25-inch minimum thickness closed cell neoprene or silicone (BOYD R-10480 o- equivalent).
X			b. Shall be permanently bonded to the metal.
X			c. A Gasket Top Channel shall be provided to support the top gasket on the door to prevent gasket gravitational fatigue.
NOTES/COMMENTS:			

K. HOUSING FOR THE CAGE BOTTOM, SUPPORT MOUNTING ANGLES, SIDE CAGE SUPPORTS, SPACER BRACKETS, AND LIFTING EYES OF THE ATCCABINETS

YES	NO	NO & PROVIDE ALTERNATIVE	
X			1. Cage bottom support mounting angles shall be provided on either side of cabinet, level with the bottom edge of the door opening, for horizontal support and bolt attachment.
X			a. Side cage supports shall be provided for the upper cage bolt attachments.
X			b. Exterior bolt heads shall be tamperproof.
X			c. Spacer brackets between the side cage supports and the cage shall be a minimum thickness of 0.188 for aluminum or 0.105 for steel.
X			2. LIFTING EYES:
X			a. The housing shall be provided with two (2) lifting eyes for placing the cabinet on its foundation.
X			b. Each eye opening shall have a minimum diameter of 0.75-inches.
X			c. Each eye shall be able to support a weight load of 1,000 lbs.
NOTES/COMMENTS:			

*****ALL ITEMS IN THE FOLLOWING SPECIFICATIONS ARE REQUIREMENTS*****

L. HOUSING DOOR LATCHES AND LOCKS FOR ATC CABINETS

YES	NO	NO & PROVIDE ALTERNATIVE	
X			3. LATCHING HANDLES:
X			a. The latching handles shall have provision for padlocking in the closed position.
X			b. An additional 4.0-inch minimum gripping length shall be provided.
X			c. Each handle shall be a minimum of 0.75-inch diameter stainless steel with a minimum of 0.5 in shank.
X			d. To clear the lock and key the padlocking attachment shall be placed at 4.0 inch from the handle shank center.
X			e. An additional 4.0-inch minimum gripping length shall be provided.
X			4. LATCHING MECHANISM:
X			a. The latching mechanism shall be a three (3)-point draw roller type.
X			b. The push rods shall be turned edgewise at the outward supports and have a cross section of a minimum 0.25 in thick by 0.75 inch wide.
X			5. LOCKS AND HANDLES:
X			a. When the door is closed and latched, the door shall be locked.
X			b. The locks and handles shall be on the right side of the front door and left side of the rear door.
			c.
X			d. The lock and lock support shall be rigidly mounted on the door.
X			e. In the locked position, the bolt throw shall extend a minimum of 0.25 ± 0.03125 inch into the latch Cam area.
X			f. A seal shall be provided to prevent dust or water entry through the lock opening.
X			6. LOCKS:
X			a. The locks shall be Corbin two (2) type, or equivalent.
X			b. One (1) key shall be supplied with each lock.
X			c. The keys shall be removable in the locked position only.
X			7. BOLTS:
X			a. The locks shall have rectangular, spring-loaded bolts.
X			b. The bolts shall have a 0.281-inch throw and shall be 0.75 inch wide by 0.75 inch thick with a tolerance of ±0.035 inch.
X			8. CENTER LATCH CAM:

*****ALL ITEMS IN THE FOLLOWING SPECIFICATIONS ARE REQUIREMENTS*****

X			a. The center latch cam shall be fabricated with a minimum thickness 0.1875-inch steel or aluminum.
X			b. The bolt surface shall horizontally cover the cam thickness.
X			c. The cam shall be structured to only allow the door to open when the handle is moved toward the center of the door.
X			9. ROLLERS:
X			d. Rollers shall have a minimum diameter of 0.875 inch with nylon wheels and steel ball bearings.
NOTES/COMMENTS:			

M. HOUSING CONSTRUCTION VENTILATION FOR ATC CABINETS

YES	NO	NO & PROVIDE ALTERNATIVE	
X			1. Housing Construction Ventilation to include but not limited to:
X			2. INTAKE.
X			3. EXHAUST.
X			4. FILTRATION.
X			5. FAN ASSEMBLY.
X			6. ENVIRONMENTAL CONTROLS.
X			7. FRONT DOOR:
X			a. The front door shall be provided with louvered vents. The louvered vent depth shall be a maximum of 0.25 inch.
X			b. A removable and reusable air filter shall be housed behind the door vents.
X			c. The filter filtration area shall cover the vent opening area.
X			d. A filter shell shall be provided that fits over the filter providing mechanical support for the filter.
X			e. The shell shall be louvered to direct the incoming air downward.
X			f. The shell sides and top shall be bent over a minimum of 0.25 inch to house the filter.
X			g. The filter resident in its shell shall be held firmly in place with a bottom bracket and a spring-loaded upper clamp. NO INCOMING AIR SHALL BYPASS THE FILTER.
X			h. The bottom filter bracket shall be formed into a waterproof sump with drain holes to the outside housing.
X			8. INTAKE AND EXHAUST AREAS:
X			a. The intake, including the filter with shell, and exhaust areas shall pass a minimum of sixty (60) cu. Ft. of air per minute for housing #1 and twenty-six (26) cu. Ft. of air per minute for housing #2.

*****ALL ITEMS IN THE FOLLOWING SPECIFICATIONS ARE REQUIREMENTS*****

X			9. ELECTRIC FAN:
X			a. The housing shall be equipped with an electric fan with ball or roller bearings and a capacity of at least one hundred (100) cu. Ft. of free air delivery per minute.
X			b. The fan shall be mounted within the housing and vented.
X			10. TEMPERATURE CONTROLLING:
X			a. The fan shall be controlled by a thermostat and shall be manually adjustable to turn on between thirty-two degrees (32°) F and one hundred forty degrees (140°) F with a differential of not more than twenty degrees (20°) F between automatic turn on and off.
X			b. The fan circuit shall be protected at one hundred twenty five percent (125%) of the fan motor ampacity. The manual adjustment shall be graded in an increment scale of twenty degrees (20°) F.
X			c. The Thermostat shall be an Omega KT01101141900 or equivalent.
X			11. FILTER:
X			a. The filter shall be sixteen (16) inch wide by twelve (12) inch high by 0.875 inch thick.
X			b. The filter shall be an ECO-AIR Product E35S or equivalent.
NOTES/COMMENTS:			

N. HOUSING HINGES & DOOR CATCHES FOR ATC CABINETS

YES	NO	NO & PROVIDE ALTERNATIVE	
X			1. Housing Hinges & Door Catches, to include but not limited to:
X			2. INTAKE.
X			3. EXHAUST.
X			4. FILTRATION.
X			5. FAN ASSEMBLY.
X			6. ENVIRONMENTAL CONTROL.
X			7. LEAVE HINGES:
X			a. Two (2)-bolts per leave hinge shall be provided to bolt the enclosure to the door.
X			b. Housing 1B shall have four (4) hinges and Housing two (2) shall have three (3) hinges.
X			c. Each hinge shall be a minimum of three and one half (3.5) inches long and have a fixed pin.
X			d. The pin ends shall be welded to the hinge and ground smooth.
X			e. The pins and bolts shall be covered by the door edge and not accessible when the door is closed.

*****ALL ITEMS IN THE FOLLOWING SPECIFICATIONS ARE REQUIREMENTS*****

X			8. FRONT AND REAR DOORS:
X			a. Shall be provided with catches to hold the door open at both ninety (90) and one hundred eighty (180) degrees, ± ten (10) degrees.
X			b. The catch minimum diameter shall be 0.375 inches for plated steel, 0.375 inches for aluminum rods, or 0.25 inches for Stainless steel.
X			c. The catches shall be capable of holding the door open at ninety (90) degrees in a sixty (60)-mph wind acting at an angle perpendicular to the plane of the door.
NOTES/COMMENTS:			

O. HOUSING CONSTRUCTION OF THE POLICE PANEL ASSEMBLY FOR ATCCABINETS

YES	NO	NO & PROVIDE ALTERNATIVE	
X			1. POLICE PANEL ASSEMBLY:
X			a. A police panel assembly shall be provided to allow the police officers limited access to intersection control.
X			b. including switches shall not extend into the cabinet more than two and one half (2.5) inches.
X			2. POLICE PANEL DOOR:
X			a. Shall be equipped with a lock. The lock shall be keyed for a master police key.
X			b. One (1) key shall be furnished with each police lock. Each police key shall have a minimum shaft length of at least one and three quarters (1.75) inches.
X			3. TOGGLE POWER SWITCHES:
X			a. The police panel shall contain 2 DPST Toggle Power Switches. One (1) switch shall be labeled "SIGNALS ON/OFF" and the other shall be labeled "FLASH/AUTO".
X			4. FRONT AND BACK OF THE PANEL:
	X	please see notes	a. The front and back of the panel shall be enclosed with a rigid metal covering so that no parts having line voltage are exposed.
X			5. PANEL ASSEMBLY:
X			a. The panel assembly shall have a drain to prevent water collecting within the assembly. The drain shall be channeled to the outside.
NOTES/COMMENTS:			
For section 4a, our cabinets include tubing per switch terminal			

*****ALL ITEMS IN THE FOLLOWING SPECIFICATIONS ARE REQUIREMENTS*****

P. STANDARD EIA NINETEEN (19) INCH RACK CAGE FOR ATCCABINETS

YES	NO	NO & PROVIDE ALTERNATIVE	
X			1. The Standard EIA nineteen (19)-inch Rack Cage shall be installed inside the housing for mounting of the controller unit and cabinet assemblies as follows:
X			2. EIA RACK PORTION:
X			a. The EIA rack portion of the cage shall consist of two (2) pair of continuous, adjustable equipment mounting angles.
X			b. The angle nominal thickness shall be either 0.1345 in plated steel or 0.105 in Stainless Steel.
X			c. The angles shall be tapped with ten (10) to thirty-two (32) threads with EIA universal spacing.
X			d. The angles shall comply with Standard EIA RS-310-D and shall be supported at the top and bottom by either welded or bolted support angles which form a cage.
X			3. CLEARANCE:
X			a. Clearance between rails for mounting assemblies shall be seventeen and three quarters (17.75) inches.
X			4. ANGLES:
X			a. Two (2) steel supporting angles extending from the front rails to the back rails shall be supplied to support the controller unit.
X			b. The angles shall be designed to support a minimum of fifty (50) lbs. each.
X			c. The horizontal side of each angle shall be a minimum of three (3) inches and be vertically adjustable.
X			5. CAGE:
X			a. The cage shall be bolted to the cabinet at four (4) points, via the housing cage supports and associated spacer brackets, two (2) bolts at the top and two (2) bolts at the bottom of the rails.
X			6. CAGE POSITION:
X			a. The cage shall be centered within the cabinet.
NOTES/COMMENTS:			

*****ALL ITEMS IN THE FOLLOWING SPECIFICATIONS ARE REQUIREMENTS*****

Q. ATC CABINET SUBASSEMBLIES

YES	NO	NO & PROVIDE ALTERNATIVE	
X			1. All ATC Cabinet components shall be in compliance with ATC 5301 v02.02 standard.
X			2. OUTPUT ASSEMBLY:
X			a. The Output Assembly shall be a 3U high rack mounted assembly.
X			b. Shall accommodate eight (8) Model 2202 High-Density Switch Pack/Flasher Units (HDSP/FU), providing a total of forty-eight (48) output channels.
X			c. Shall accommodate one (1) Model 2218 SIU to provide interface and control via system SB1/SB2.
X			d. Shall accommodate one (1) Model 2212-HV CMUip.
X			e. Shall include a hinged front panel with the following items:
X			i. Stop Time Switch.
X			ii. Auto / Flash Switch.
X			iii. Four (4) Circuit Breakers and a twenty-four (24) VDC Bypass Switch that shall be a momentary pushbutton switch that, when pressed, energizes the 24 VDC to the HDSPs during Flash Mode.
X			iv. The button shall be labeled "24 VDC BYPASS" and shall be located on the front of the Output Assembly. This allows a technician to momentarily apply twenty-four (24) VDC power to the HDSPs while in a Flash condition.
X			f. The Front Panel shall be attached with thumb screws to allow access to the wiring.
X			g. Circuit breakers shall be rated at five (5) A.
X			h. The breakers shall be Carling Technologies "B" Series -or- approved equivalent.
X			i. Each breaker shall protect two (2) HDSPs.
X			j. The breakers shall be protected by a flip-up cover to protect against accidental activation.
X			k. Shall utilize four (4) twenty-four (24)-pin connectors, Molex 39- 28-8240 to interface the HDSP outputs to the Field Output Panel.
NOTES/COMMENTS:			

*****ALL ITEMS IN THE FOLLOWING SPECIFICATIONS ARE REQUIREMENTS*****

R. ATC CABINET SUBASSEMBLIES-5301 v02.02 STANDARD

YES	NO	NO & PROVIDE ALTERNATIVE	
X			1. All ATC Cabinet components shall comply with ATC 5301 v02.02 standard.
X			2. FIELD OUTPUT PANEL:
X			a. Shall be coupled with the Output Assembly to provide pluggable connectors for the signal output field terminals, flash programming, and flash transfer relays.
X			b. Shall house Eight (8) Model 21H HDFTRs and Eight (8) FPBs. NOTE: HDFTRs and FPBs shall be provided to control and select the color during flashing operation (red, yellow, or dark).
X			c. HDSP Suppressors shall be provided at the field terminals for the protection of the HDSP. These suppressors shall plug-in to the backside of the FOP.
X			d. Each HDFTR position shall be labeled with the number of its associated HDSP (one (1) through sixteen (16)). Each FPB position shall be labeled with the number of its associated channel (one (1) through sixteen (16)).
X			e. Shall be provided with sixteen (16) six (6)-position Phoenix Contact Terminal Blocks, Model 1777765 plugs and 1720615 sockets.
X			f. Each Field Terminal Block socket shall be labeled with the number of its associated channel (one (1) through sixteen (16)).
X			g. Additional labels shall be provided to clearly indicate which terminals correspond to the red, yellow, and green switch pack outputs.
X			h. Shall be mounted across the EIA rails and shall swing down using thumbscrews to provide access to the HDSP Suppressors and wiring for the FOP.
X			i. Shall utilize eight (8), twelve (12)-pin connectors, Molex 39-28-8120, to interface the HDSP outputs to the FOP. The State may agree that Molex 39-28-8240 is acceptable under the condition that no difference in operation performance is affected by the different connector.
X			j. The cables shall be long enough to allow the FOP to swing down with no interference.
NOTES/COMMENTS:			

S. ATC CABINET 24 CHANNEL INPUT ASSEMBLIES-

YES	NO	NO & PROVIDE ALTERNATIVE	
X			1. INPUT ASSEMBLY:
X			a. shall be a 3U high rack mounted assembly providing twelve (12) slots of 22/44 pin PCB sockets for utilizing input devices such as loop detectors, AC and DC isolators, and EVA equipment.
X			b. Shall accommodate one (1) Model 2218 SIU to provide interface and control between the Controller and the input devices via system 581/582.
X			c. Shall house twelve (12), two (2)-channel detection modules up to twenty-four (24) channels.

*****ALL ITEMS IN THE FOLLOWING SPECIFICATIONS ARE REQUIREMENTS*****

	X	Please see notes	d. Shall utilize twelve (12), ten (10)-position Phoenix Contact terminal blocks, model 1757093 plugs and 1755817 sockets for the detector input field terminals.
X			e. The twenty-four (24)-Channel FIP shall be coupled with the twenty-four (24)-Channel Input Assembly.
	X	Please see notes	f. The FIP shall provide a convenient landing point with barrier type terminal blocks for the field input wires in place of utilizing the pluggable connectors on the back of the input file directly.
	X	It does not use a terminal block.	g. The FIP shall have positions for landing twenty-four (24), two (2)-wire inputs and their associated earth ground wires. The landing points shall be barrier type single row terminal blocks with eight (8) to thirty-two (32) size nickel-plated brass terminal screws. Only screw type terminal blocks will be accepted. The terminal blocks shall be Cooper Bussman model A38220804.
X			h. Each input terminal position shall be labeled with its associated channel number as well as terminals A, B, and ground for each channel.
X			i. The FIP shall have positions for twelve (12) pluggable Detection Module Suppressors. The Detection Module Suppressors shall be supplied with the cabinet.
X			j. The FIP shall be mounted across the EIA rails, and it shall swing down using thumbscrews to provide access to the back of the assemblies mounted in the opposite side.
<p>NOTES/COMMENTS: Item d.- It has an independent panel (Fita) (12), ten (10)- Positon. Item f.- It use (2) IDC26POS connector, 12 channels per connetor</p>			

T. ATC CABINET SERVICE ASSEMBLIES

YES	NO	NO & PROVIDE ALTERNATIVE	
X			1. The Service Assembly shall be modular. It shall house: one (1) Model 2202-HV HDSP/FU, Pluggable Cabinet Suppressor-Filter, convenience outlet with integrated UPS sockets, four HDFU output fuses, five (5) Circuit Breakers and a Raw AC utility power input terminal block having five (5) screw terminals.
X			2. The circuit breakers shall provide the following functions: Main-30A, Clean AC Power 15A, Raw AC Power 15A, Output Assembly 15A, HDFU 15A.
X			3. The circuit breakers shall be Carling Technologies "B" series or approved equivalent.
X			4. Circuit Breakers shall be protected by flip-up covers to protect against accidental activation.
X			5. Service Assembly shall be 3U in height and mounted across the EIA rails.
<p>NOTES/COMMENTS:</p>			

*****ALL ITEMS IN THE FOLLOWING SPECIFICATIONS ARE REQUIREMENTS*****

U. 120 V MONITORED POWER STRIP FOR ATC CABINETS

YES	NO	NO & PROVIDE ALTERNATIVE	
X		PDU 4002	1. The 120 V Monitored Power Strip housing shall be metal.
X			2. The 120 V Monitored Power Strip shall be a 1U rack mounted assembly with mounting flanges to support installation in two (2) and four (4) post racks.
X			3. The 120 V Monitored Power Strip hardware shall allow for front or rear rack mount.
X			4. The front panel display shall be LCD.
X			5. The front panel shall display PDU output current in amps.
X			6. The power strip shall be a minimum of fifteen (15) amps.
X			7. The power strip shall have a minimum of six (6) receptacles.
		Omitted per addendum	8. The power strip plug type shall be NEMA 5-15P.
X			9. Output capacity shall be 1.44 kW@ 120 V / 15 A total capacity.
X			10. The device shall have a SNMP/Ethernet interface.
X			11. The device shall provide alert notifications via email or SNMP traps which offer immediate event notification.
X			12. The device shall support HTTP, HTTPS, Device software protocols, SMTP, SNMPv1, SNMPv2, SNMPv3, Telnet, SSH, FTP, DHCP, BOOTP, NTP protocols.
X			13. The device shall have software to remotely monitor status of the power strip.
X			14. The device software shall have tiered access privileges to allow an administrator and a guest to login via web browser for remote monitoring.
X			15. The device software and vendor shall provide the software updates and enhancements.
X			16. The device shall have the ability to set user specified alarm and notification thresholds.
X			17. The device shall be able to be monitored remotely via network or secure web browser.
X			18. The device shall be operational in five percent (5%) to ninety five percent (95%) non-condensing relative humidity.
X			19. The 120 V Monitored Power Strip shall be rated for outdoor operation.
X			20. The power strip shall have a minimum warranty of two (2) years.
NOTES/COMMENTS:			

*****ALL ITEMS IN THE FOLLOWING SPECIFICATIONS ARE REQUIREMENTS*****

V. SLIDE-OUT DRAWER/SHELF FOR ATC CABINETS

YES	NO	NO & PROVIDE ALTERNATIVE	
X			1. A telescoping slide out drawer shall be built per Caltrans TEES dated November 5, 2020, requirements. See https://dot.ca.gov/programs/traffic-operations/tees .
X			2. The drawer shall be capable of supporting a minimum of fifty (50) lbs.
NOTES/COMMENTS:			

W. SERVICE PANEL FOR ATC CABINETS

YES	NO	NO & PROVIDE ALTERNATIVE	
X			1. A side panel shall be provided and mounted on the nineteen (19) inch rack on the right side when viewing from the rear of the cabinet.
X			2. The panel shall be a minimum of .080 inches thick and shall be silkscreened to label the components.
X			3. THE PANEL SHALL INCLUDE THESE ITEMS:
X			a. A thirteen (13)-position minimum neutral bus.
X			b. A thirteen (13)-position minimum equipment ground bus.
X			c. The cabinet MC.
NOTES/COMMENTS:			

*****ALL ITEMS IN THE FOLLOWING SPECIFICATIONS ARE REQUIREMENTS*****

X. ATC CABINET PLUGINS

YES	NO	NO & PROVIDE ALTERNATIVE	
X			1. Model 2202-HV HDSP/FU shall be EDI iPack 2202-HV or approved equivalent.
X			2. Model shall be EDI CMUip-2212-HV or approved equivalent.
X			3. Model 2218 SIU shall be EDI SIU-2218 or approved equivalent.
X			4. Model 2220 ADU shall be EDI ADU-2220 or approved equivalent.
X			5. Model 2216-24-HV CPS shall meet or exceed standard ATC 5301 v.0202 requirements.
X			6. Model 21H HDFTR.
X			7. The HDFTR shall be a Struthers-Dunn Model 21XBHHL-48VDC or approved equivalent.
X			8. The HDFTR shall have a hermetically sealed cover and shall be moisture proof.
X			9. The HDFTR shall be filled with dry nitrogen to protect contacts from corrosion and to prevent condensation.
X			10. The HDFTR shall have a cupronickel cover that is salt water resistant.
X			11. The HDFTR contacts shall be rated at ten (10) Amps@ 120 VAC.
X			12. The HDFTR shall have an LED indicator to display contact transfer status.

NOTES/COMMENTS:

*****ALL ITEMS IN THE FOLLOWING SPECIFICATIONS ARE REQUIREMENTS*****

Y. MAIN CONTACTOR FOR THE ATC CABINETS

YES	NO	NO & PROVIDE ALTERNATIVE	
X			1. The MC shall be a combination solid-state and electromechanical relay in parallel and shall be rated at sixty (60) Amps @ one hundred twenty (120) VAC and SO Amps @ two hundred forty (240) VAC. The coil of the MC shall be rated at forty-eight (48) VDC.
X			2. The MC shall be equipped with input indicator and shall have SPST- N.O. contacts.
X			3. The MC shall be hermetically sealed.
X			4. The MC shall be easily accessible without removing any covers or panels.
	X	Please see notes section	5. The MC must be mounted on the service panel for access to the wiring and to view the LED indicator.

NOTES/COMMENTS:
Item 5, is located in the front panel of the Output File

Z. CABINET SUPPRESSOR-FILTER FOR ATC CABINETS

YES	NO	NO & PROVIDE ALTERNATIVE	
X			1. The cabinet shall be equipped with a pluggable Cabinet Suppressor-Filter, mounted in the Service Assembly.
	X	Uses Hesco 1750R	2. The pluggable Cabinet Suppressor-Filter shall be an EDCO Model SHA-1250 ITS, or approved equivalent.
	X	Please see notes section	3. The unit shall incorporate the use of warning and failure indicators and may have a dry relay contact remote sensing circuit. The unit shall be modular and pluggable with a twelve (12)-position Beau 5412 connector.
X			4. The unit shall be rated at continuous service current of fifteen (15) Amps and maximum clamp voltage of three hundred ninety (390) Vac. The unit shall filter noise and spike from ten (10) KHz to twenty-five (25) MHz and shall have a peak surge current of forty-eight (48) KA.

NOTES/COMMENTS:
Item 3, It has a 6 position S-5406-SB connector

*****ALL ITEMS IN THE FOLLOWING SPECIFICATIONS ARE REQUIREMENTS*****

VIII. VSA CABINETS

A. VSA CONTROLLER CABINETS

YES	NO	NO & PROVIDE ALTERNATIVE	
			7. “VSA CONTROLLER CABINET” – The Bidder shall furnish a cabinet that meets the following requirements:
			a. VSA cabinet shall meet NEMA Standards publication TS 4-2005, Hardware Standards for DMS, with NTCIP requirements as stated in the Design Standards Section.
			b. VSA Controller Cabinet Power Service will be ordered by NDOT for each cabinet site. Service will be one hundred twenty (120) V single phase with a minimum of thirty (30) AMP circuit.
NOTES/COMMENTS:			

B. VSA CONTROLLER STANDARD ALUMINUM 332-SERIES CABINET ENCLOSURE COMPONENTS

YES	NO	NO & PROVIDE ALTERNATIVE	
			1. Two (2) full-sized doors, one (1) front door and one (1) rear door.
			2. Three (3)-point locking system with Corbin locks and stainless-steel handles.
			3. Two (2)-position bar stops on the bottom of each door.
			4. Removable self-standing nineteen (19) in rack assembly.
			5. Two (2) fluorescent lights, one (1) at the top of each door opening.
			6. Shelves for batteries.
			7. Pull-out drawer/shelf for laptop and other documents.
			8. Rack mounted power strip with surge suppression.
			9. Power block with circuit breakers to disconnect loads located in the cabinet.
NOTES/COMMENTS:			

*****ALL ITEMS IN THE FOLLOWING SPECIFICATIONS ARE REQUIREMENTS*****

C. VSA CONTROLLER CABINET UPS SYSTEM

YES	NO	NO & PROVIDE ALTERNATIVE	
			1. A rack mounted UPS System to supply power to the sign during a utility service failure and ensure this system provides sufficient power to operate for a minimum of twenty-four (24) hours under the following conditions:
			a. LEDs are driven and one hundred percent (100%) brightness.
			b. Thirty percent (30%) of the Pixels are on.
			c. Ambient temperatures range from negative thirty-four (-34) to positive seventy-four (+74) degrees C.
			d. Only critical components should be powered for maximum efficiency during power interruptions.
			e. Ensure the UPS system provides uninterrupted power to the circuits powering the VSLs and beacons.
			f. Provide a network management module for remote monitoring.
			g. Provide a system with four (4) batteries in a series consisting of twelve (12) V, sealed, deep cycle, zero maintenance, AGM batteries, or a forty-eight (48)-V system.
			h. Provide multiple battery banks as required.
			i. Provide means to ensure batteries function under inclement conditions (battery cooling fans/ heating pads, etc.).
			j. Provide a battery run time chart with temperature compensation to verify the run time with the correlating power rating of the sign that meets the above stated battery backup time requirements along with the submission of your bid.
			k. If the battery run time chart and temperature compensation is not submitted with your bid, it must be submitted within five (5) days of a request from SPB.
NOTES/COMMENTS:			

*****ALL ITEMS IN THE FOLLOWING SPECIFICATIONS ARE REQUIREMENTS*****

D. VSA CONTROLLER MATERIAL REQUIREMENTS

YES	NO	NO & PROVIDE ALTERNATIVE	
			<p>1. CABINET: Skyline 332 Control Cabinet Ground Mount Drawing number 332-CC-GM or unit that meets or exceeds requirement. Brand and model number bidding:</p> <p>_____</p>
			<p>2. SKYLINE DMS CONTROLLER: Skyline DMS Controller or unit that meets or exceeds requirements. Brand and model number bidding:</p> <p>_____</p>
			<p>3. BEACON DRIVER RELAY.</p>
			<p>4. VSA DISPLAY DRAWING: Skyline five (5) by seven (7) Character Matrix seventy (70) mm Slimline Model number VSLLED-SN-1-70C-2 5x7-30C-I+GMC or unit that meets or exceeds requirements. Brand and Model number bidding:</p> <p>_____</p>
			<p>5. AC SURGE SUPPRESSOR: Tripp Lite Surge Protector Model number ISOBAR12ULTRA or unit that meets or exceeds requirements. Brand and model number bidding:</p> <p>_____</p>
			<p>6. Eaton Ethernet Surge Suppressor: Model numbers ZB24596 and ZB24598 or unit that meets or exceeds requirements. Brand and model number bidding:</p> <p>_____</p>
			<p>7. Cooper AC Surge Protector: Model number ZD1670 or unit that meets or exceeds requirements. Brand and model number bidding:</p>

*****ALL ITEMS IN THE FOLLOWING SPECIFICATIONS ARE REQUIREMENTS*****

			8. BBU CONTROLLER: Alpha FXM 350 or unit that meets or exceeds requirements. Brand and model number bidding: _____
			9. BBU BATTERIES: Alpha Cell XTV Model number 195XTV or unit that meets or exceeds requirements. Brand and model number bidding: _____
NOTES/COMMENTS:			

*****ALL ITEMS IN THE FOLLOWING SPECIFICATIONS ARE REQUIREMENTS*****

IX. AUTOGATE CABINETS

A. AUTOGATE CABINETS

YES	NO	NO & PROVIDE ALTERNATIVE	
			1. The following are material requirements, construction details, testing and methods of measurement necessary to construct an Automated Gate Controller Cabinet:
			a. Bidder shall supply new materials only.
			b. All materials and installations shall comply with the Underwriter's Laboratory and National Electric Code.
			c. Components, accessories, and hardware shall combine to form an operational assembled product.
			d. All Manufacturers manuals, instructions and warranties shall be transferred to NDOT.
			e. Material shall operate in an environment of negative fifty degrees (-50) F to plus one hundred twenty-two degrees (+122) F and relative humidity of five percent (5%) to ninety five percent (95%) (noncondensing) without the assistance of fan-forced cooling.
NOTES/COMMENTS:			

B. AUTOGATE CABINET CONTROLLER CABINET MATERIAL

YES	NO	NO & PROVIDE ALTERNATIVE	
			1. The cabinet shall have a single door capable of being locked by a standard pad lock.
			2. The cabinet shall be 60"x24"x18" in size.
			3. Cabinet shall incorporate back-panels on the back and sides.
			4. The internal equipment and arrangement in the cabinet shall be per the drawings.
			5. All automated gate controller cabinets shall be the same size.
			6. The cabinet shall be sealed and non-ventilated, without fans, vents, lights, or louvers.
			7. Cabinets shall have an integral sun shield on the top of the cabinet.
			8. Cabinets shall be aluminum or stainless steel. Painted steel shall not be acceptable.
			9. The cabinet internal ground shall consist of one (1) or more ground bus-bars permanently affixed to the cabinet and allow for connection to a grounding electrode.
			10. AC neutral and equipment ground wiring shall return to the bus-bars.
			11. Each copper ground bus-bar shall have a minimum of twenty (20) connector points.

*****ALL ITEMS IN THE FOLLOWING SPECIFICATIONS ARE REQUIREMENTS*****

			12. Each connector point shall be capable of securing at least one (1) number One (1) AWG conductor.
			13. All cabinets shall be subjected to a twenty-four (24)-hour burn-in period prior to shipping. The test shall apply power to the main terminals for a continuous twenty-four (24) hour period.
			14. Cabinets shall conform to NEMA Four (4) classification.
			15. Cabinet shall allow entry for conduit on the bottom surface.
NOTES/COMMENTS:			

C. AUTOGATE CABINET PROGRAMMABLE LOGIC CONTROLLER

YES	NO	NO & PROVIDE ALTERNATIVE	
			1. The PLC shall have a minimum of twenty (20) onboard one hundred twenty (120) V AC digital input points and twelve (12) one hundred twenty (120) V AC digital output points.
			2. The PLC shall have onboard Ethernet/IP communications.
			3. The PLC shall be one hundred twenty (120) V AC powered.
			4. The PLC I/O shall be capable of further expansion via DIN-rail mounted digital I/O modules with one hundred twenty (120) V AC voltage level.
			5. All I/O points shall be wired from the PLC I/O modules to terminal blocks or interposing relays as indicated by the drawings.
			6. Physical device outputs shall be wired to the normally open contact of these relays unless otherwise indicated.
NOTES/COMMENTS:			

D. AUTOGATE CABINET TERMINAL BLOCKS AND DIGITAL SIGNALS

YES	NO	NO & PROVIDE ALTERNATIVE	
			1. Terminal blocks shall be UL rated for 600V, 30A minimum.
			2. Terminal blocks shall have a compression-style screw clamp connection.
			3. Terminal blocks shall be capable of accepting number twelve (12) AWG wire.
			4. Terminal blocks directly associated with digital I/O signals shall be two-tier with pre-manufactured jumper bars for distribution of common signals
			5. All terminal blocks shall be designed for DIN rail mounting. Extra deep fifteen (15) mm DIN rail shall be used.
			6. Bidder shall provide terminal block end sections and end stops for a complete installation.

*****ALL ITEMS IN THE FOLLOWING SPECIFICATIONS ARE REQUIREMENTS*****

			7. Terminal blocks shall be provided with snap-on label strips. Stick-on labeling is not acceptable.
			8. Bidder shall clearly label all terminal blocks in every control panel; unlabeled terminal blocks are not acceptable.
			9. Terminal blocks shall be Allen-Bradley, Phoenix Contact, or Weidmuller.
NOTES/COMMENTS:			

E. AUTOGATE CABINETS INTERPOSING RELAYS

YES	NO	NO & PROVIDE ALTERNATIVE	
			1. Relays shall be plug-in style with a DIN-rail mountable base.
			2. Relays shall have LED-based on/off indication.
			3. Relays shall be used for all digital outputs from the PLC.
			4. Relays shall be SPDT with one hundred twenty (120) VAC or twenty (24) VDC coils as shown in the plans.
			5. Relays shall be Allen-Bradley 700-HK series, IDEC RJ series, or unit that meets or exceeds requirements. Brand and model number bidding: _____
NOTES/COMMENTS:			

F. AUTOGATE CABINET PUSHBUTTON CONTROL STATION

YES	NO	NO & PROVIDE ALTERNATIVE	
			1. MATERIAL:
			a. Metal or Plastic.
			2. CONTACTS:
			a. Two (2) Normally Open.
			3. CONTACT RATING:
			a. Five (5) A @ one hundred twenty (120) VAC.
			4. OPERATION:

*****ALL ITEMS IN THE FOLLOWING SPECIFICATIONS ARE REQUIREMENTS*****

			a. One (1) Momentary Pushbutton shall be factory labeled "UP".
			b. One (1) Momentary Pushbutton shall be factory labeled "DOWN".
			5. Pushbutton Terminations:
			a. Screw Clamp
			6. PUSHBUTTON STATIONS:
			a. Each pushbutton station shall have an engraved phenolic nameplate mounted above it to indicate which gate it controls. Stickers shall not be acceptable.
			b. Pushbutton Stations shall be Square D, Allen-Bradley, or unit that meets or exceeds requirements. Brand and model number bidding: _____
NOTES/COMMENTS:			

G. AUTOGATE CABINET AC UPS

YES	NO	NO & PROVIDE ALTERNATIVE	
			1. VOLTAGE OUTPUT:
			a. One (1) hundred twenty (120) VAC.
			2. POWER OUTPUT:
			a. Seven hundred fifty (750) VA.
			3. OUTPUT CONNECTIONS:
			a. NEMA 5-15R.
			4. WAVEFORM TYPE:
			a. Stepped approximately to a sinewave.
NOTES/COMMENTS:			

*****ALL ITEMS IN THE FOLLOWING SPECIFICATIONS ARE REQUIREMENTS*****

H. AUTOGATE CABINET MOLDED-CASE CIRCUIT BREAKER

YES	NO	NO & PROVIDE ALTERNATIVE	
			1. MANUFACTURERS:
			a. Eaton Corporation: Cutler-Hammer Products
			b. General Electric Co: Electrical Distribution & Control Division
			c. Square D/Group Schneider
			2. THERMAL-MAGNETIC CIRCUIT BREAKERS:
			a. Inverse time-current element for low-level overloads.
			b. Instantaneous magnetic trip element for short circuits.
			3. MOLDED-CASE CIRCUIT BREAKER, FEATURES & ACCESSORIES:
			a. NEMA AB 1, with interrupting capacity to meet available fault currents.
			b. Verify that accessories retained are available and appropriate for circuit breaker types and ratings specified.
			c. Standard Frame Sizes, trip ratings, and number of poles.
			d. Lugs: Mechanical style with compression lug kits suitable for number, size, trip ratings, and conductor material.
			e. Molded Case Switches shall have molded-case circuit breaker with fixed, high-set instantaneous trip only, and short-circuit withstand rating equal to equivalent breaker frame size interrupting rating.
			ENCLOSURE:
			a. NEMA AB 1 and NEMA KS 1 to meet environmental conditions of installed location.
NOTES/COMMENTS:			

I. AUTOGATE CABINET FLASHER CONTROLLER

YES	NO	NO & PROVIDE ALTERNATIVE	
			1. Flasher shall be solid state or relay socket based.
			a. If flasher is relay socket based, the relay base shall be included.
			2. Flasher shall be panel or DIN-rail mounted.
			3. Wire connections shall be screw or clamp type.

*****ALL ITEMS IN THE FOLLOWING SPECIFICATIONS ARE REQUIREMENTS*****

			4. Coil voltage shall be one hundred twenty (120) VAC. Contact rating shall be ten (10) amps @ one hundred twenty (120) VAC.
			5. Controller shall be two (2) pole and sixty (60) flashes per minute.
NOTES/COMMENTS:			

J. AUTOGATE CABINET RADIO SCANNER / DTMF COMPONENT

YES	NO	NO & PROVIDE ALTERNATIVE	
			1. Component requires one (1) one hundred twenty (120) V ac outlet for power. Size of the component is approximately eleven inches (11") by twelve inches (12") by four inches (4") thick.
NOTES/COMMENTS:			

*****ALL ITEMS IN THE FOLLOWING SPECIFICATIONS ARE REQUIREMENTS*****

X. CAMERA TOWER CABINETS

A. CAMERA TOWER CAMERA SITE CABINET

YES	NO	NO & PROVIDE ALTERNATIVE	
			1. Bidder shall supply new materials only.
			2. All materials and assemblies shall comply with the Underwriter's Laboratory and National Electric Code.
			3. Components, accessories, and hardware shall combine to form one (1) operational assembled product.
			4. All Manufacturers manuals, instructions and warranties shall be transferred to NDOT.
			5. Material shall operate in an environment of negative fifty (-50) degrees F to plus one hundred twenty-two (+122) degrees F with a relative, non-condensing, humidity of zero percent (0%) to ninety five percent (95%) without the assistance of fan-forced cooling.
NOTES/COMMENTS:			

B. CAMERA TOWER CONTROLLER CABINET MATERIAL

YES	NO	NO & PROVIDE ALTERNATIVE	
			1. The cabinet shall have a single locking door keyed to the State's standard number Two (2) key.
			2. The cabinet shall be 36" X 24" X 17" to hold all necessary equipment and shall incorporate back-panels on the back and sides.
			3. The internal arrangement of equipment in the cabinet shall be per the Camera tower detail drawings 1 & 2
			4. The cabinet shall be sealed and shall not be ventilated by the use of fans, vents, louvers, or other means.
			5. Equipment cabinets shall be provided with an integral sun shield.
			6. Equipment cabinets shall be aluminum or stainless steel. Painted steel shall not be acceptable.
			7. Each copper ground bus-bar shall have a minimum of twenty (20) connector points.
			8. Each connector point shall be capable of securing at least one (1) number ten (10) AWG conductor.
			9. AC neutral and equipment ground wiring shall return to the bus-bars.
			10. Cabinets shall conform to NEMA four (4) classification requirements.

*****ALL ITEMS IN THE FOLLOWING SPECIFICATIONS ARE REQUIREMENTS*****

NOTES/COMMENTS:

C. CAMERA TOWER CONTROLLER CABINET LIGHTNING SUPPRESSION

YES	NO	NO & PROVIDE ALTERNATIVE	
			11. At a minimum, lightning suppression devices shall be installed to protect the following:
			a. Video cable between camera and server.
			b. Camera PTZ.
			c. 24-volt camera power.
			d. Network cables.
			e. Main power and rack mount 12-plug strip.
			12. Lightning suppression shall be Atlantic Scientific, Tripp-Lite, Polyphaser, Citel, or approved equivalent.
NOTES/COMMENTS:			

D. CAMERA TOWER CONTROLLER CABINET MOLDED-CASE CIRCUIT BREAKER

YES	NO	NO & PROVIDE ALTERNATIVE	
			1. Manufacturers:
			a. Eaton Corporation, Cutler -Hammer Products.
			b. General Electric Co., Electrical Distribution & Control Division.
			c. Square D/Group Schneider.
			2. NEMA AB 1, with interrupting capacity to meet available fault currents.
			3. THERMAL-MAGNETIC CIRCUIT BREAKERS:
			a. Inverse time-current element for low- level overloads and instantaneous magnetic trip element for short circuits.
			4. MOLDED-CASE CIRCUIT-BREAKER FEATURES AND ACCESSORIES:

*****ALL ITEMS IN THE FOLLOWING SPECIFICATIONS ARE REQUIREMENTS*****

			a. Verify that accessories retained below are available and appropriate for circuit-breaker types and ratings specified.
			b. Standard frame sizes, trip ratings, and number of poles.
			c. Mechanical style lugs with compression lug kits suitable for number, size, trip ratings, and conductor material.
			5. MOLDED-CASE SWITCHES:
			a. Molded-case circuit breaker with fixed, high-set instantaneous trip only, and
			b. short-circuit withstand rating equal to equivalent breaker frame size interrupting rating.
			6. NEMA AB 1 and NEMA KS 1 to meet environmental conditions of installed location.
NOTES/COMMENTS:			

E. CAMERA TOWER CONTROLLER CABINET GROUNDING AND BONDING

YES	NO	NO & PROVIDE ALTERNATIVE	
			1. APPLICATION:
			a. In raceways, use insulated equipment-grounding conductors.
			b. Equipment Grounding Conductor Terminations to use bolted pressure clamps.
			2. EQUIPMENT GROUNDING CONDUCTORS:
			a. Comply with NFPA 70, Article 250, for types, sizes, and quantities of equipment grounding conductors, unless specific types, larger sizes, or more conductors than required by NFPA 70 are indicated.
			b. Install equipment-grounding conductors in all feeders and circuits.
			c. Common Ground Bonding with Lightning Protection System shall support electrical power system ground connection directly to lightning protection system grounding conductor at closest point to electrical service grounding electrode.
			3. CONNECTIONS:
			a. Make connections so galvanic action or electrolysis possibility is minimized. Select connectors, connection hardware, conductors, and connection methods so metals in direct contact will be compatible.
			b. Use electroplated or hot-tin-coated materials to ensure high conductivity and to make contact points closer to order of galvanic series.
			c. Make connections with clean, bare metal at points of contact.
			d. Make aluminum-to-steel connections with stainless-steel separators and mechanical clamps.
			e. Make aluminum-to-galvanized steel connections with tin-plated copper jumpers and mechanical clamps

*****ALL ITEMS IN THE FOLLOWING SPECIFICATIONS ARE REQUIREMENTS*****

			f. Coat and seal connections having dissimilar metals with inert material to prevent future penetration of moisture to contact surfaces.
			g. Equipment Grounding Conductor Terminations: For No. 8 AWG and larger, use pressure-type grounding lugs. No. 10 AWG and smaller grounding conductors may be terminated with winged pressure-type connectors.
			h. Noncontact Metal Raceway Terminations: If metallic raceways terminate at metal housings without mechanical and electrical connection to housing, terminate each conduit with a grounding bushing. Connect grounding bushings with a bare grounding conductor to grounding bus or terminal in housing. Bond electrically non-continuous conduits at entrances and exits with grounding bushings and bare grounding conductors, unless otherwise indicated
			i. Tighten screws and bolts for grounding and bonding connectors and terminals according to manufacturer's published torque-tightening values. If manufacturer's torque values are not indicated, use those specified in UL 486A
			j. Compression-Type Connections: Use hydraulic compression tools to provide correct circumferential pressure for compression connectors. Use tools and dies recommended by connector manufacturer. Provide embossing die code or other standard method to make a visible indication that a connector has been adequately compressed on grounding conductor
			k. Moisture Protection: If insulated grounding conductors are connected to ground rods or grounding buses, insulate entire area of connection and seal against moisture penetration of insulation and cable
			4. GROUNDING CONDUCTORS:
			a. Insulated with green-colored insulation.
			b. ISOLATED GROUND CONDUCTORS:
			i. Insulated with green-colored insulation with yellow stripe.
			ii. On feeders with isolated ground, use colored tape, alternating bands of green and yellow tape to provide a minimum of three bands of green and two bands of yellow.
			c. GROUNDING ELECTRODE CONDUCTORS:
			i. Stranded cable
			d. UNDERGROUND CONDUCTORS:
			i. Bare.
			ii. Tinned.
			iii. Stranded.
			iv. unless otherwise indicated.
			e. BARE COPPER CONDUCTORS:
			i. Solid Conductors: ASTM B 3.
			ii. Assembly of Stranded Conductors: ASTM B 8.
			iii. Tinned Conductors: ASTM B 33.
			5. Sizes and types below are typical. Adjust to suit Project conditions and requirements.

*****ALL ITEMS IN THE FOLLOWING SPECIFICATIONS ARE REQUIREMENTS*****

			6. COPPER BONDING CONDUCTORS:
			a. Bonding Cable: 28 kcmil, 14 strands of No. 17 AWG copper conductor, 1/4 inch in diameter.
			b. Bonding Conductor: No. 4 or No. 6 AWG, stranded copper conductor.
			c. Bonding Jumper: Bare copper tape, braided bare copper conductors, terminated with copper ferrules; 1-5/8 inches wide and 1/16 inch thick.
			d. Tinned Bonding Jumper: Tinned-copper tape, braided copper conductors, terminated with copper ferrules; 1-5/8 inches wide and 1/16 inch thick.
			7. GROUNDING BUS:
			a. Bare, annealed copper bars of rectangular cross section, with insulators.
			8. CONNECTOR PRODUCTS:
			a. Comply with IEEE 837 and UL 467; listed for use for specific types, sizes, and combinations of conductors and connected items
			b. Bolted Connectors: UL Listed Ground Bolted-pressure-type connectors, or compression type
NOTES/COMMENTS:			

*****ALL ITEMS IN THE FOLLOWING SPECIFICATIONS ARE REQUIREMENTS*****

XI. ADDITIONAL SPECIFICATIONS FOR ALL CABINETS LISTED ABOVE

A. ACCEPTABLE BRANDS

YES	NO	NO & PROVIDE ALTERNATIVE	
X			1. Products bid must be as specified on each line included in the specifications of this ITB
X			2. Equipment bid shall be the latest current model(s) in production as of the date of the ITB, be of proven performance, under standard design, complete as regularly advertised and marketed, and shall be delivered complete with all necessary parts, specified accessories, tools, and special features, whether or not they may be specifically mentioned below.
X			3. Used, demonstrator, prototype, or discontinued equipment is not acceptable.
X			4. Complete specifications, manufacturer's descriptive literature and/or advertising data sheets with cuts or photographs may be required prior to an award and should be included with the bid on the IDENTICAL equipment proposed.
X			5. Literature should be complete and the latest published.
X			6. Any information necessary to show compliance with these specifications not given on the manufacturer's descriptive literature and/or advertising data sheets should be supplied in writing on or attached to the bid document.
NOTES/COMMENTS:			

B. ENERGY STAR PRODUCTS

YES	NO	NO & PROVIDE ALTERNATIVE	
X			1. The bidder must provide products that earn the Energy Star and meet the Energy Star specifications for energy efficiency. The bidder is encouraged to visit https://www.energystar.gov/ for complete product specifications and updated lists of qualifying products.
NOTES/COMMENTS:			

C. ANNUAL USAGE, ESTIMATED

YES	NO	NO & PROVIDE ALTERNATIVE	
X			1. Annual usage figures provided are estimates and are not to be construed as either a minimum or maximum purchase quantity. Annual usage figures provided are estimates and are not to be construed as either a minimum or maximum purchase quantity. The orders shall be for the actual quantities of each item ordered by or for any agency during the life of the contract. Bidder shall not impose minimum order requirements.

ALL ITEMS IN THE FOLLOWING SPECIFICATIONS ARE REQUIREMENTS

X			2. The orders shall be for the actual quantities of each item ordered by or for any agency during the life of the contract.
X			3. Bidder shall not impose minimum order requirements.
X			4. Estimated annual usage 332 LS Cabinets- See attachment A Bid Sheet Multiple Cabinets.
X			5. Estimated annual usage 336 LS Cabinets- See attachment A Bid Sheet Multiple Cabinets.
X			6. Estimated annual usage ATC 352 & 356 Cabinets- See attachment A Bid Sheet Multiple Cabinets.
n/a			7. Estimated annual usage Camera Cabinets See Attachment A Bid Sheet Multiple Cabinets.
n/a			8. Estimated annual usage Autogate Cabinets- See attachment A Bid Sheet Multiple Cabinets.
n/a			9. Estimated annual usage VSA Cabinets- See attachment A Bid Sheet Multiple Cabinets.
NOTES/COMMENTS:			

D. USAGE REPORT

YES	NO	NO & PROVIDE ALTERNATIVE	
X			1. The bidder shall, upon request at any time by the State as determined by the State, provide a usage report of this contract by state agencies and political subdivisions.
X			2. Information will include, but is not limited to:
X			a. Agency/political subdivision name.
X			b. Item name.
X			c. Item number.
X			d. Dollar amount.
X			e. Fill rate information for Core List and Catalog/Non-Core items.
X			f. Number of orders received
X			g. Orders processed
X			h. Back orders
X			i. Partially filled orders
X			j. Any additional report the SPB may deem necessary.

ALL ITEMS IN THE FOLLOWING SPECIFICATIONS ARE REQUIREMENTS

NOTES/COMMENTS:

E. DELIVERY ARO

YES	NO	NO & PROVIDE ALTERNATIVE	
		150+ Days	1. Delivery desired withing thirty (30) calendar days ARO(s).
		150+ Days	2. The awarded Bidder(s) will maintain sufficient inventory to process and deliver within thirty (30) calendar days ARO.
X			3. There will be no minimum order requirements. Deliveries must be clearly marked with the purchase order number. If delays in delivery are anticipated, the Bidder will immediately notify the appropriate NDOT department, division or person that placed the order of the expected delivery date. The order may be canceled if the delivery time is unsatisfactory, and the State may procure item(s) from other sources and the Bidder will be held responsible for any/all excess cost.
X			4. At the time of delivery, a designated State employee will sign the "invoice/packing slip." This signature will only indicate that the order has been received and that the items actually delivered agree with the delivery invoice. This signature does not indicate all items were received in good condition and/or that there is not possible hidden damage.

NOTES/COMMENTS:

F. DELIVERY LOCATIONS / INSTRUCTIONS (BIDDER AGREES THAT THEY CAN MEET THE DELIVERY LOCATIONS/INSTRUCTIONS)

YES	NO	NO & PROVIDE ALTERNATIVE	
X			5. Delivery hours are from 7:00 A.M. to 3:30 P.M. Monday through Friday, excluding Saturdays, Sundays and State and Federally observed holidays.
X			6. The Awarded bidder is to provide delivery location twenty-four (24) hours' notice before a delivery is made.
X			7. The list of delivery locations below may not be an "all-inclusive list". Alternate delivery locations may be added during the lifetime of the contract.
X			a. NDOT Operations Division Warehouse 5001 S 14 th Street Lincoln, NE 68512-1248
X			b. NDOT 302 Superior Street Lincoln, NE 68521-2481
X			c. NDOT 4425 S 108 th Street Omaha, NE 68145-0461
X			d. NDOT Norfolk Maintenance Yard 1001 Alaska Ave Norfolk, NE 68701-2201
X			e. NDOT 3305 W. Old Potash Hwy. Grand Island NE 68802-1488

ALL ITEMS IN THE FOLLOWING SPECIFICATIONS ARE REQUIREMENTS

X			f. NDOT 140375 Rundell Rd Gering, NE 69341-0220
X			g. NDOT North Platte District Shop 2400 West 14 Street North Platte NE 69101
X			h. NDOT 38764 Highway 6 McCook, NE 69341
X			i. NDOT 736 E. 4th Street Ainsworth, NE 69210
NOTES/COMMENTS:			

G. PACKAGING

YES	NO	NO & PROVIDE ALTERNATIVE	
X			1. Packages are to be clearly marked with size, weight, color, quantity, and the purchase order number.
X			2. Packaging must be of suitable size and of sufficient strength to protect the contents during shipping, handling and storage.
NOTES/COMMENTS:			

H. ORDERS

YES	NO	NO & PROVIDE ALTERNATIVE	
X			1. Orders will be placed either by phone, e-mail, or internet and not to the exclusion of the other methods).
X			2. All orders must reference a purchase order number.
X			3. The purchase order number must be referenced on the packing slip, and invoice.
X			4. Invoices are to be sent to the "Invoice to" address on the purchase order.
NOTES/COMMENTS:			

ALL ITEMS IN THE FOLLOWING SPECIFICATIONS ARE REQUIREMENTS

I. QUALITY

YES	NO	NO & PROVIDE ALTERNATIVE	
X			1. Product quality must meet specifications and be consistent for the term of the contract. All materials must be of first quality, under standard production by the manufacturer and be of standard design, complete as regularly advertised and marketed and be of proven performance.
X			2. A guarantee of satisfactory performance by the bidder and meeting delivery dates are considered to be an integral part of the purchase contract resulting from this ITB.
X			3. Products are to be fully guaranteed and may be returned for full credit or replacement (at the State's option) for any reason during the initial warranty period with no additional charges for shipping or restocking.
NOTES/COMMENTS:			

J. GRAY MARKET PRODUCTS PROHIBITION

YES	NO	NO & PROVIDE ALTERNATIVE	
X			1. The State will not accept Gray Market Products for this bid. Gray Market is defined as the trade of a commodity through distribution channels which, while legal, are unofficial, unauthorized, or unintended by the original manufacturer. Gray Market items are not designed to be sold in a particular market and cannot be supported by the authorized importer because of various reasons.
NOTES/COMMENTS:			

K. AUTHORIZED DEALER & WARRANTY

YES	NO	NO & PROVIDE ALTERNATIVE	
X			1. To the extent required by the manufacturer, the Bidder shall be an authorized dealer. Bidder may be required to substantiate that he/she is an authorized dealer. Proof, if required, must be submitted to SPB within three (3) business days of the request and prior to the award of any contract.
X			2. The terms of the original manufacturer's standard warranty shall apply to all equipment acquired from this bid for the entire warranty period.
NOTES/COMMENTS:			

ALL ITEMS IN THE FOLLOWING SPECIFICATIONS ARE REQUIREMENTS

L. WARRANTY

YES	NO	NO & PROVIDE ALTERNATIVE	
X			<p>1. The Bidder warrants for a period of one (1) year from the date of Acceptance that: (a) the Products perform according to all specific claims that the Bidder made in its response to the bid, (b) the Product is suitable for the ordinary purposes for which such Product is used, (c) the Product is suitable for any special purposes identified in the bid or for which the State has relied on the Bidder's skill or judgment, (d) the Product is designed and manufactured in a commercially reasonable manner, and (e) the Product is free of defects. Upon breach of the warranty, the Bidder will repair or replace (at no charge to the State) the Product whose nonconformance is discovered and made known to the Bidder. If the repaired and/or replaced Product proves to be inadequate, or fails of its essential purpose, the Bidder will refund the full amount of any payments that have been made. The rights and remedies of the parties under this warranty are in addition to any other rights and remedies of the parties provided by law or equity, including, without limitation actual damages, and, as applicable and awarded under the law, to a prevailing party, reasonable attorneys' fees, and costs.</p>
<p>NOTES/COMMENTS:</p>			

ALL ITEMS IN THE FOLLOWING SPECIFICATIONS ARE REQUIREMENTS

SWARCO

McCain 332L CONTROLLER CABINET



The McCain 332L Controller Cabinet is an enhanced version of the 332 industry standard cabinet. The eco-friendly McCain 332L Cabinet is designed in full compliance with the 2009 Caltrans Transportation Electrical Equipment Specifications (TEES). The cabinet's rugged design combined with SWARCO McCain, Inc.'s stringent manufacturing standards make it an excellent solution for traffic control when environmentally friendly, dependable, and low-maintenance installation is required.



KEY BENEFITS

- Provides dependability with rugged construction
- Assures interchangeability between manufacturers with standard assemblies
- Provides easy access to the cabinet's large interior
- Offers a 3-point latching system for maximum security
- Reduce the effects of vandalism with anti-graffiti coating

PRODUCT DESCRIPTION

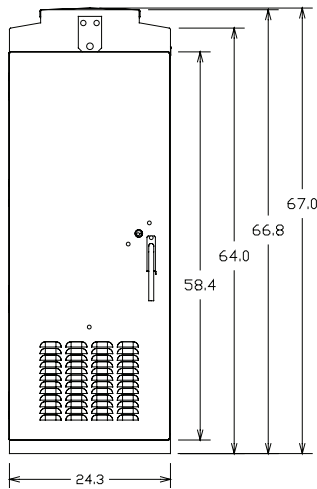
The McCain 332L Controller Cabinet is designed to house 170 or 2070 controllers. This robust cabinet is constructed from marine-grade aluminum and is accessed via front and back doors making it durable and easy to maintain. The cabinet comes equipped with industry standard features such as a 19-inch EIA rack, two 14-position input files, and a 12-position output file.

This cabinet offers an eight-phase, four-pedestrian operation with two right turn overlaps. Its 36 detector channel capability can be utilized with two-channel or four-channel detector modules. The McCain 332L Controller Cabinet also features a PDA #2L Power Distribution Assembly with a solid state relay instead of a mercury contactor and a 206L switching power supply.

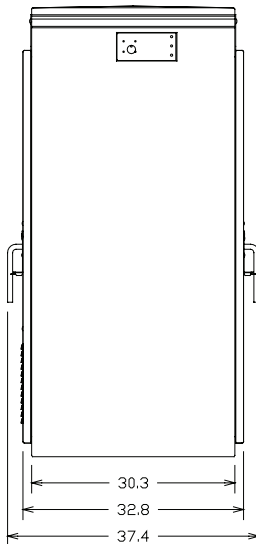
The cabinet's high-efficiency power supply saves an average of 267 kW h of electricity per cabinet, per year (based on a 50% load). This green cabinet reduces energy consumption thereby saving money and minimizing your carbon footprint.

McCain 332L CONTROLLER CABINET

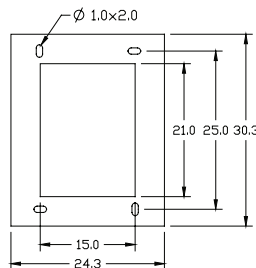
FRONT



SIDE



BOTTOM



STANDARD FEATURES

- 8-phase, 4-pedestrian operation¹
- 36 detector channel capability²
- 2-channel or 4-channel industry standard detection modules
- Railroad (2) and emergency vehicle (4) preemption inputs
- Solid state relay (SSR) (Mercury Contactor replacement)
- SSR Fault Indicator Light
- Relay safety feature interrupts 24 VDC control to the load switches if the SSR fails during a flash condition
- Programmable “Yellow/Red” or “All Red” flashes
- DC isolation inputs for pedestrian pushbuttons and special functions
- 210 Signal Monitor Slot
- Main power circuit breaker (30A) on service panel
- Transient voltage and surge suppression filter
- Drawer/shelf combination

ASSEMBLIES AND COMPONENTS

- 14-position input files (2)
- 12-position output file
- Model PDA-2L Power Distribution Assembly
- Model 206L power-saving, high-efficiency power supply
- Flash transfer relay sockets (4)
- Dual-circuit flasher sockets (2)
- Input panel
- Service panel
- Police panel with signal “On/Off” and “Auto/Flash” switches

GENERAL SPECIFICATIONS

Dimensions ³ :	24"W x 67"H x 30"D
Material:	5052-H32 aluminum, 0.125" thick
Finishes ⁴ :	Natural, anodized, or powder coated
Door:	Front (1), back (1), all full size
Latching System:	3-point, choice of Corbin or Best locks
Handles:	3/4" round, stainless steel with padlock hasp
Door Stops:	90° and 180° (±10°), each door, bottom
Rack Assembly:	Removable 19" EIA rack (2)
Ventilation:	Thermostatically controlled 100 CFM fan (1), louvered air intake in door, pleated filter
Mounting:	Base mounted
Shipping Weight ⁵ :	258 lbs

OPTIONS

- 3/4" x 16" anchor bolts for mounting (4)
- Fluorescent light(s)
- Underwriters Laboratories Listing (cabinet housing)

¹Two right turn overlaps available

²Three per left turn, six per through movement

³Dimensions rounded to the nearest inch

⁴Powder coated options include standard, anti-graffiti and custom colors

⁵Without plug-ins or controllers(s)

SWARCO

McCain 336L CONTROLLER CABINET



The McCain 336L Controller Cabinet is a versatile cabinet that meets all Caltrans and Federal Highway Administration requirements. It has convenient access to all interior assemblies and is compatible with 170 or 2070 controllers. The McCain 336L cabinet shares many of the features of larger cabinets but with the added benefit of its small and compact design. This versatile cabinet can be either base, pedestal, or pole mounted.



KEY BENEFITS

- Provides versatility and flexibility for intersection planning
- Offers energy saving power supply
- Eliminates dangerous mercury contactor with safe, solid state relay
- Assures interchangeability between manufacturers by using standard assemblies
- Allows for a variety of mounting positions that increase flexibility and options for intersection design

PRODUCT DESCRIPTION

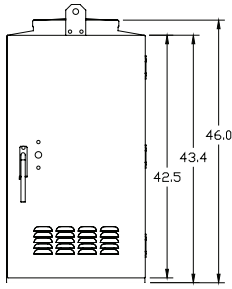
The McCain 336L Controller Cabinet provides a unique advantage over its larger counterparts through its compact and versatile design. This cabinet can house all of the equipment necessary to control an eight phase, four pedestrian operation with two overlaps while still offering flexible mounting options.

The cabinet's 12 load switch positions can all be programmed ("Yellow/Red", "All Red", or "No Flash") and a police panel comes standard with "On/Off" and "Auto/Flash" switches. This cabinet also features two railroad and four emergency vehicle preemption inputs, provides 16 detector channels, and is compatible with two-channel or four-channel detectors.

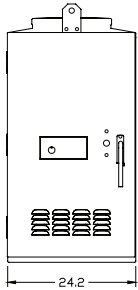
The cabinet's high-efficiency power supply saves an average of 267 kWh of electricity per cabinet, per year (based on a 50% load). This green cabinet reduces energy consumption thereby saving money and minimizing your carbon footprint. The cabinet also eliminates the use of toxic mercury.

McCain 336L CONTROLLER CABINET

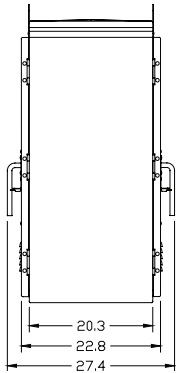
FRONT



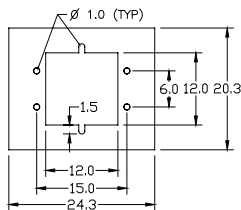
BACK



SIDE



BOTTOM



STANDARD FEATURES

- 8-phase, 4-pedestrian operation (2 overlaps)
- 16 detector channels¹
- 2-channel or 4-channel industry standard detection modules
- Railroad preemption inputs, AC isolation (2)
- Emergency vehicle preemption inputs (4)
- Solid state relay (SSR) (Mercury Contactor replacement)
- SSR Fault Indicator Light
- Relay safety feature²
- Programmable “Yellow/Red”, “All Red” or “No Flash” through the use of flash plugs
- DC isolation inputs for pedestrian push buttons and special functions
- 210 Signal Monitor slot
- Main power circuit breaker (30A) on service panel
- Transient voltage & surge suppression filter

ASSEMBLIES AND COMPONENTS

- 14-position input file
- 12-position output file
- Model PDA-2L Power Distribution Assembly
- Model 206L power-saving, high-efficiency power supply
- Flash transfer relay sockets (4)
- Dual-circuit flasher positions (2)
- Input panel
- Service panel
- Police panel with signal “On/Off” and “Auto/Flash” switches

GENERAL SPECIFICATIONS

Dimensions ³ :	24"W x 46"H x 20"D
Material:	5052-H32 aluminum, 0.125" thick
Finishes ⁴ :	Natural, anodized, or powder coated
Door:	Front door (1), back door (1), all full size
Latching System:	3-point, choice of Corbin or Best locks
Handles:	3/4" round, stainless steel with padlock hasp
Door Stops:	90° and 180° (±10°), each door, bottom
Rack Assembly:	Removable 19" EIA rack
Ventilation:	Thermostatically controlled 100 CFM fan, louvered air intake in door, pleated filter
Mounting:	Base, pole or pedestal mounted
Shipping Weight ⁵ :	265 lbs

OPTIONS

- Mounting equipment: anchor bolts for base mounting (4), brackets for side pole mounting, and hardware for pedestal mounting
- Auxiliary output file

¹Per left turn, 3 per through movement

²Interrupts 24 VDC control to the load switches if the SSR fails during a flash condition

³Dimensions rounded to the nearest inch

⁴Powder coated options include standard, anti-graffiti, and custom colors

⁵Without plug-ins or controller(s)

352i ATC Cabinet



Shown with 24-channel input assembly, 16-channel output assembly, and McCain ATC eX 2070 controller (sold separately).

Cabinets

Controllers

Signals

Signs

Software

Specialty

Overview

The 352i ATC Cabinet is part of McCain's revolutionary ATC cabinet series which combines the best of rack mount and serial-based designs to meet the needs of today's LED intersections. Using smarter, high-density components, ATC cabinets offer unparalleled control capabilities for intersections that would otherwise require unorthodox wiring or even a second cabinet. Users rave about the drastically reduced assembly size that leaves ample room for auxiliary equipment, such as video detection and battery backup systems. With the most sold in the industry, our proven ATC Cabinets meet the needs of today's smart cities and are ready for tomorrow's challenges, including the future of connected and autonomous vehicles.

Benefits

- Safeguard against accidental shock from inadvertent contact with high voltages
- Comply with leading standards on electrical safety, including NEC and NFPA 70E
- Detect a dark approach for increased driver safety
- Monitor FTR and flasher continuously to ensure operability
- Allow for hot swappable output assembly for improved intersection safety
- Upgrade existing installations - matches 332 Caltrans and ITS 342 cabinet footprints
- Connected vehicle ready

Product Description

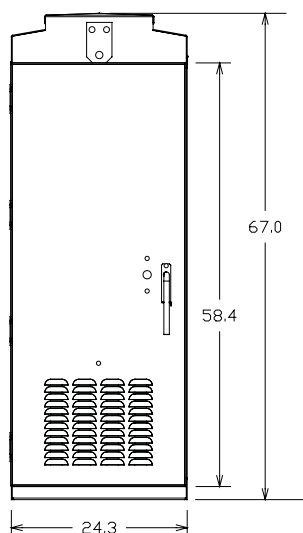
The McCain 352i ATC Cabinet's modern design and advanced safety features complement the operational capabilities of ATC controllers and aim to protect agency, personnel, and public interests. These unrivaled benefits include load current monitoring to detect a dark approach, no AC power exposed to reduce accidental contact with high voltages, and the ability to keep the intersection in flash while replacing the output assembly.

Each 352i ATC cabinet comes configured to meet individual needs using one or more input and output assemblies; in order to provide the necessary phasing, overlaps, and channels. The cabinet can manage up to 72 detector inputs and 32-channel outputs without any complex wiring.

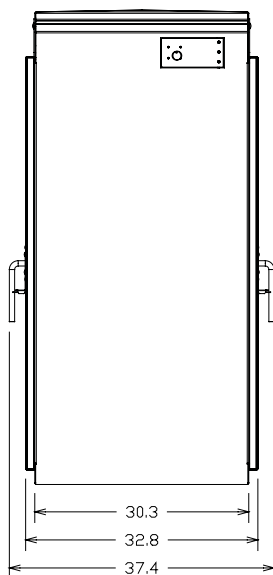
Since the compact components take up half the space (48 input channels fit in the space of the 24 channel input assembly), even the largest configuration can easily fit in the cabinet's standard 332 shell.

352i AIC Cabinet

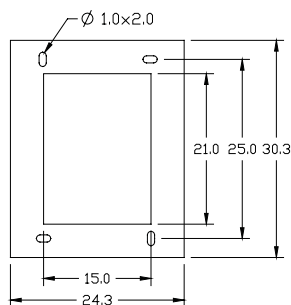
Front



Side



Base



Dimensions rounded to the nearest 0.1"

Standard Features

- Field output termination assembly provides removable contact blocks for easy connections to field signal wires, sockets for flash transfer relays (FTRs), and flash program blocks (FPBs) for output channels
- All channels are flashable and programmable
- FPBs control and select the color (red, yellow, or dark) during flash
- Hermetically sealed high-density FTR features an LED indicator to visually confirm relay is operational and contacts have transferred
- Interior LED cabinet lights (2), front and back
- Model 2202 dual flasher/switch pack combination
- Exterior is continuously welded

Assemblies & Components

- 24 or 48-channel input assembly
- 2 or 4-channel industry standard detection modules
- 48-channel detector, PPB, EVP, etc.
- 16 or 32-channel output assembly
- 32-channel CMU
- CMU auxiliary display unit
- Model 2216-24 cabinet power supply
- DC power / communication assembly
- Clean AC power assembly
- Police panel with On/Off, MCE, Auto/Flash, and Interval Advance push button cable
- Slide-out drawer for storing programming blocks, plans, etc.

General Specifications

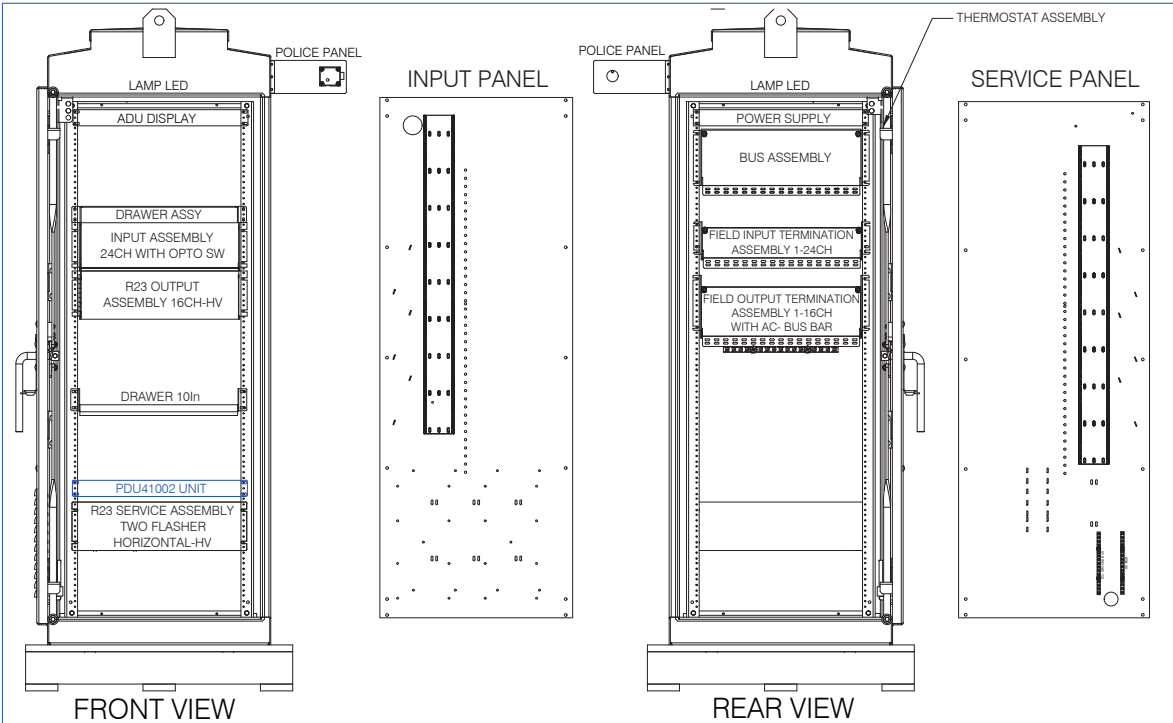
Dimensions:	67" H x 24" W x 30" D (rounded to the nearest inch)
Material:	5052-H32 aluminum, 0.125" thick
Finishes:	Natural, anodized, or powder coated
Doors:	Front door (1), back doors (1), both full size
Latching System:	3-point, choice of Corbin or Best locks
Handles:	3/4" round, stainless steel with padlock hasp
Door Stops:	90° (±10°), each door, top 90° and 180° (±10°), each door, bottom
Rack Assembly:	Removable 19" EIA rack
Ventilation:	Thermostatically controlled 100 CFM fans (2) Louvered air intake in door, pleated filter
Mounting:	Base mounted
Shipping Weight:	235 lbs without plug-ins or controller

Options

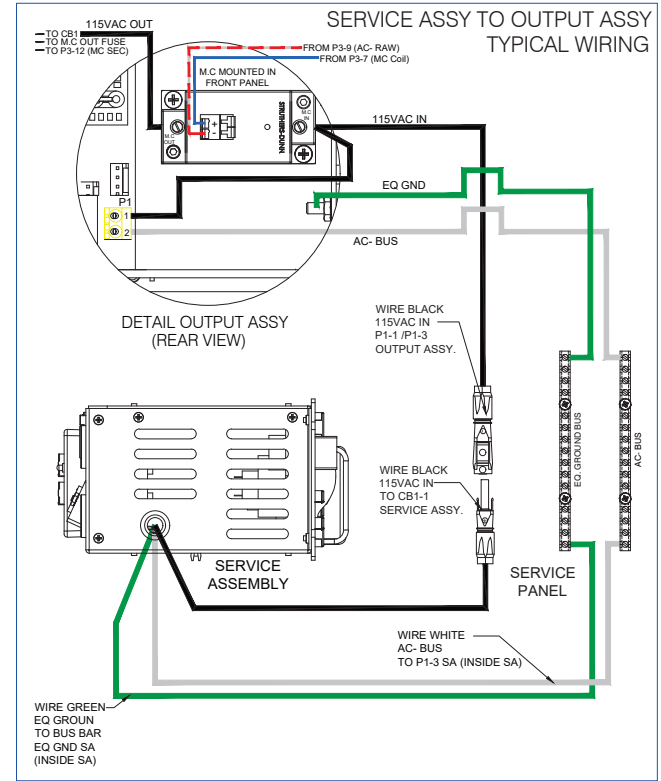
- Fiber optic termination panel
- 3/4" x 16" anchor bolts for mounting (4)

To learn more about McCain's Integrated Traffic Solutions, please contact info@mccain-inc.com or call (760) 727-8100





CABINET LAYOUT

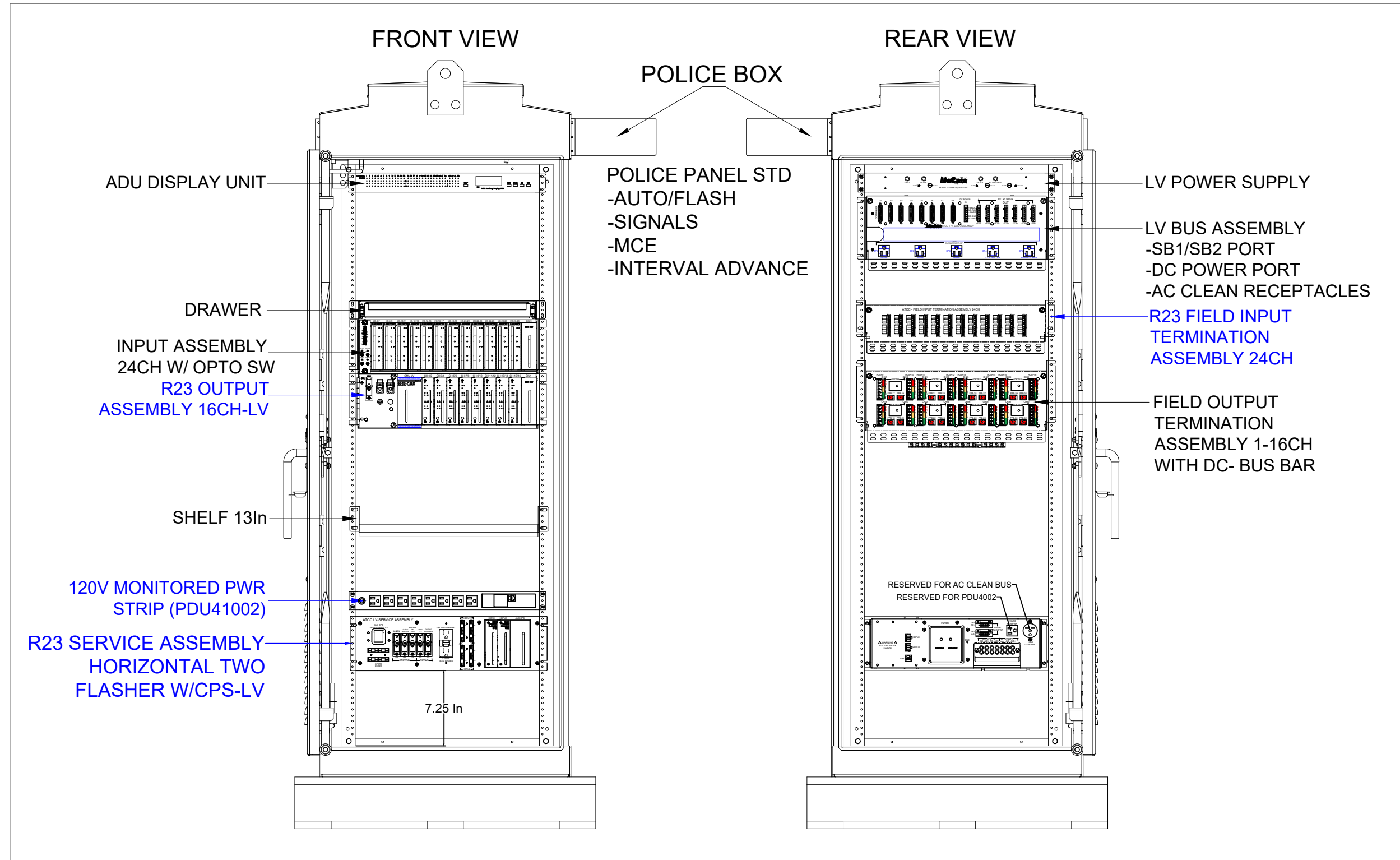


Copyright © 2023 McCain Inc. All rights reserved.
 All materials on these pages are copyrighted by McCain Inc. All rights reserved. No part of these pages, either text or image may be used for any purpose other than personal use. Therefore, reproduction, modification, storage in a retrieval system or retransmission, in any form or by any means, for reasons other than personal use, is strictly prohibited without prior written permission.

DESIGNER	E. OSUNA	DATE	10/30/2023	SCALE		REV	
REV	DESCRIPTION	DATE	BY	CHK BY	DATE	BY	
A	INITIAL RELEASED			ED	10/30/2023		
352i ATC CABINET STD P-COATED R23 OA-16CH,FOTA-16CH,IA/R23 FITA24CH							
REV	SCALE	NONE	REV NUMBER	REV			
D	DATE	3 OF 3	MXXXXX				X1
OCTOBER 30, 2023, 5:05 PM							

MXXXX-SC

352i ATCC-LV NEBRASKA R23 OA16CH FOTA16CH IA24CH R23
FITA24CH,R23 SA TWO FLASHER-LV, 120V MONITOR PDU,
P-COAD FEDERAL 595C #17178
(UPDATED 12/12/2023)



SWARCO McCain 356i ATC CABINET



McCain 356i ATC Cabinets combine the best of rack mount and serial-based designs to meet the needs of today's LED intersections. Using smarter, high-density components, the cabinets offer unparalleled control capabilities for intersections that would otherwise require unorthodox wiring or a second cabinet. Users rave about the drastically reduced assembly size leaving ample room for auxiliary equipment. With the most sold in the industry, our proven ATC Cabinets meet the needs of today's smart cities and are ready for tomorrow's challenges, including the future of connected and autonomous vehicles.



KEY BENEFITS

- Safeguard against accidental shock from inadvertent contact with high voltages
- Comply with leading standards on electrical safety, including NEC and NFPA 70E
- Detect a dark approach for increased driver safety
- Monitor FTR and flasher continuously to ensure operability
- Upgrade existing installations - matches 336 Caltrans and ITS 346 cabinet footprints
- Connected vehicle ready

PRODUCT DESCRIPTION

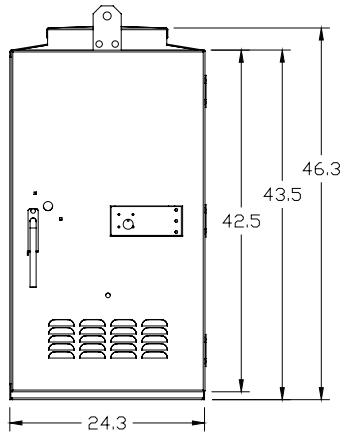
The McCain 356i ATC Cabinet's modern design and advanced safety features complement the operational capabilities of ATC controllers and aim to protect agency, personnel, and public interests. These unrivaled benefits include load current monitoring to detect a dark approach, no AC power exposed to reduce accidental contact with high voltages, and the ability to keep the intersection in flash while replacing the output assembly.

Each McCain 356i ATC Cabinet comes configured to meet individual needs using one or more input and output assemblies to provide the necessary phasing, overlaps, and channels. The cabinet can manage up to 24 detector inputs and 16-channel outputs without any complex wiring.

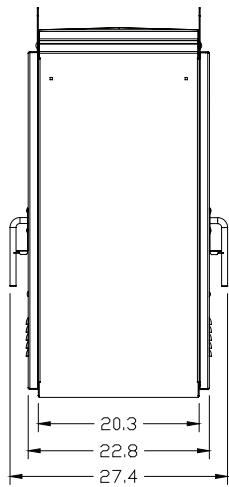
The McCain 356i ATC Cabinet offers robust functionality in a form factor that can be base, pedestal, or pole mounted.

McCain 356i ATC CABINET

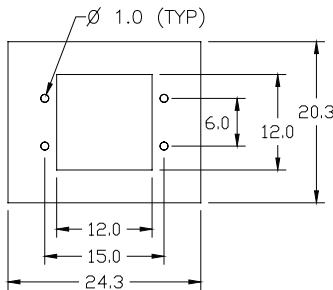
FRONT



SIDE



BOTTOM



STANDARD FEATURES

- Field output termination assembly provides removable contact blocks for easy connections to field signal wires, sockets for flash transfer relays (FTRs), and flash program blocks (FPBs) for output channels
- All channels are flashable and programmable
- FPBs control and select the color (red, yellow, or dark) during flash
- Hermetically sealed high-density FTR features an LED indicator to visually confirm relay is operational and contacts have transferred
- Interior LED cabinet lights (2), front and back
- Model 2202 dual flasher/switch pack combination
- Exterior is continuously welded

ASSEMBLIES AND COMPONENTS

- 24 or 48-channel input assembly
- 2 or 4-channel industry standard detection modules
- Uses industry standard input components¹
- 16-channel output assembly
- 32-channel CMU
- CMU auxiliary display unit
- Model 2216-24 cabinet power supply
- DC power/communication panel assembly
- Clean AC power assembly
- Police panel with On/Off, MCE, Auto/Flash, and Interval Advance push button cable
- Slide-out drawer for storing programming blocks, plans, etc.
- Fan panel assembly

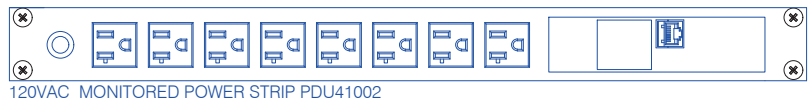
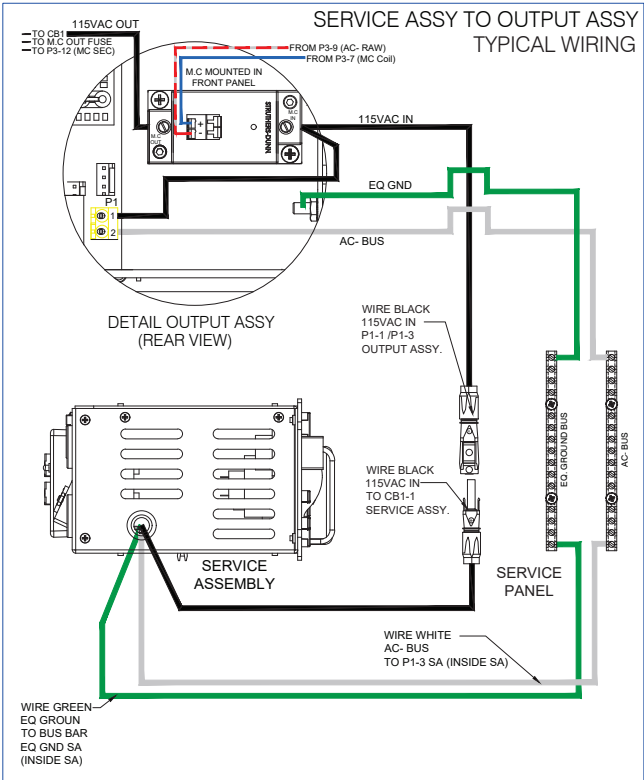
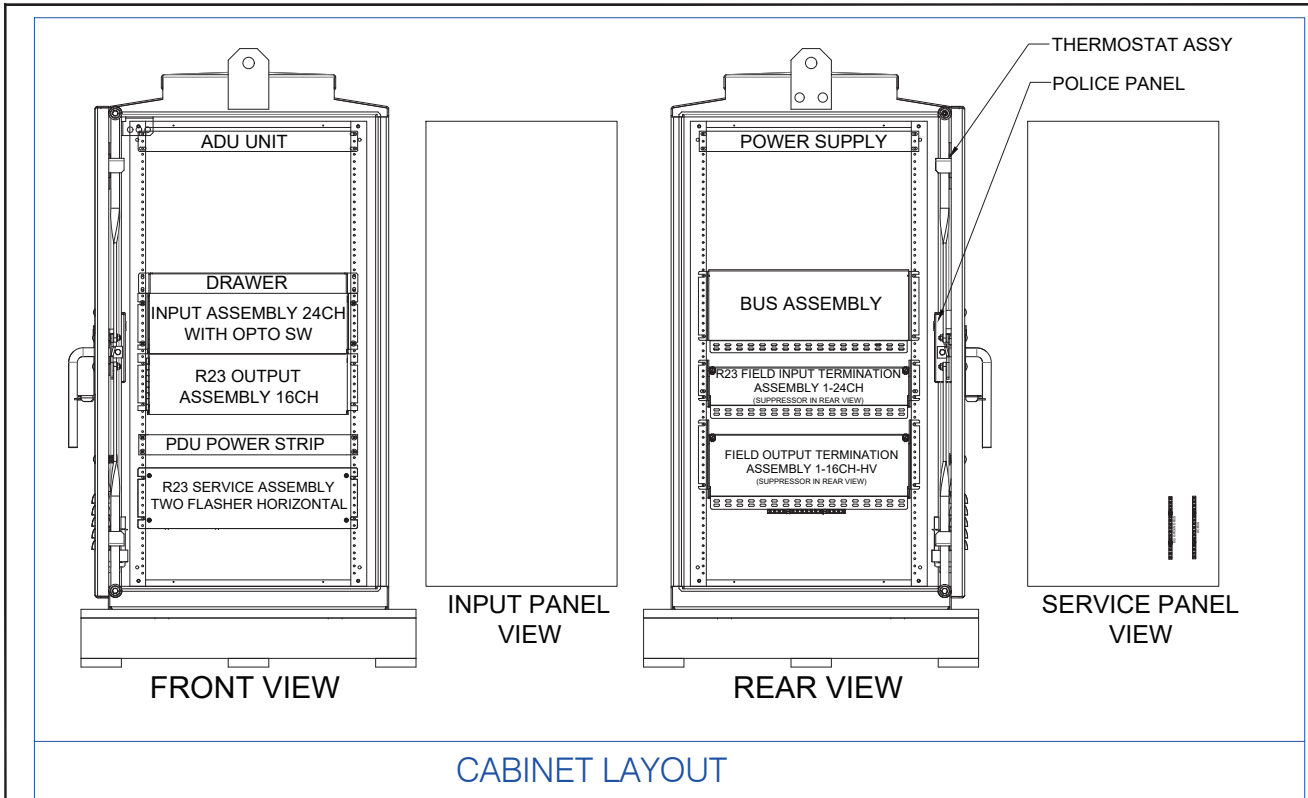
GENERAL SPECIFICATIONS

Dimensions ² :	24"W x 46"H x 20"D
Material:	5052-H32 aluminum, 0.125" thick
Finishes:	Natural, anodized, or powder coated
Door:	Front door (1), back door (1), both full size
Latching System:	3-point, choice of Corbin or Best locks
Handles:	3/4" round, stainless steel with padlock hasp
Door Stops:	90° (±10°), each door, top 90° and 180° (±10°), each door, bottom
Rack Assembly:	Removable 19" EIA rack
Ventilation:	Thermostatically controlled 100 CFM fan, louvered air intake in door, pleated filter
Mounting:	Base, pole, or pedestal mounted
Shipping Weight ³ :	200 lbs

OPTIONS

- 3/4" x 16" anchor bolts for mounting (4)
- Cabinet Test Display
- Fiber Optic Termination Panel
- Input File Test Card
- Garmin GPS Communication Panel
- ATC CyberCabinet
- ATC Cabinet Input Test Panel
- ATC Cabinet Alarm Panel

¹Loop amplifiers, PPB, EVP, etc.
²Dimensions rounded to the nearest inch
³Without plug-ins or controller(s)

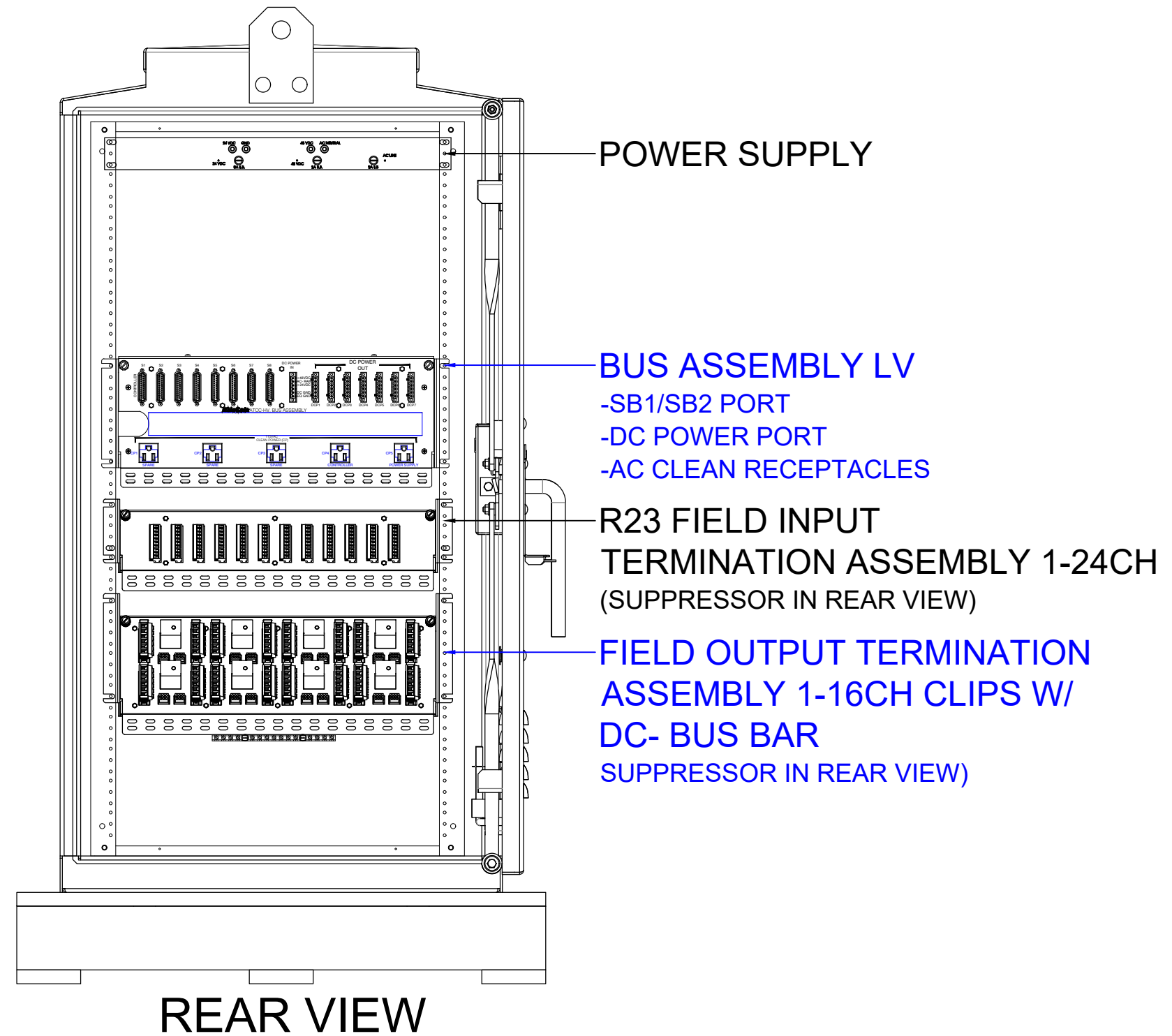
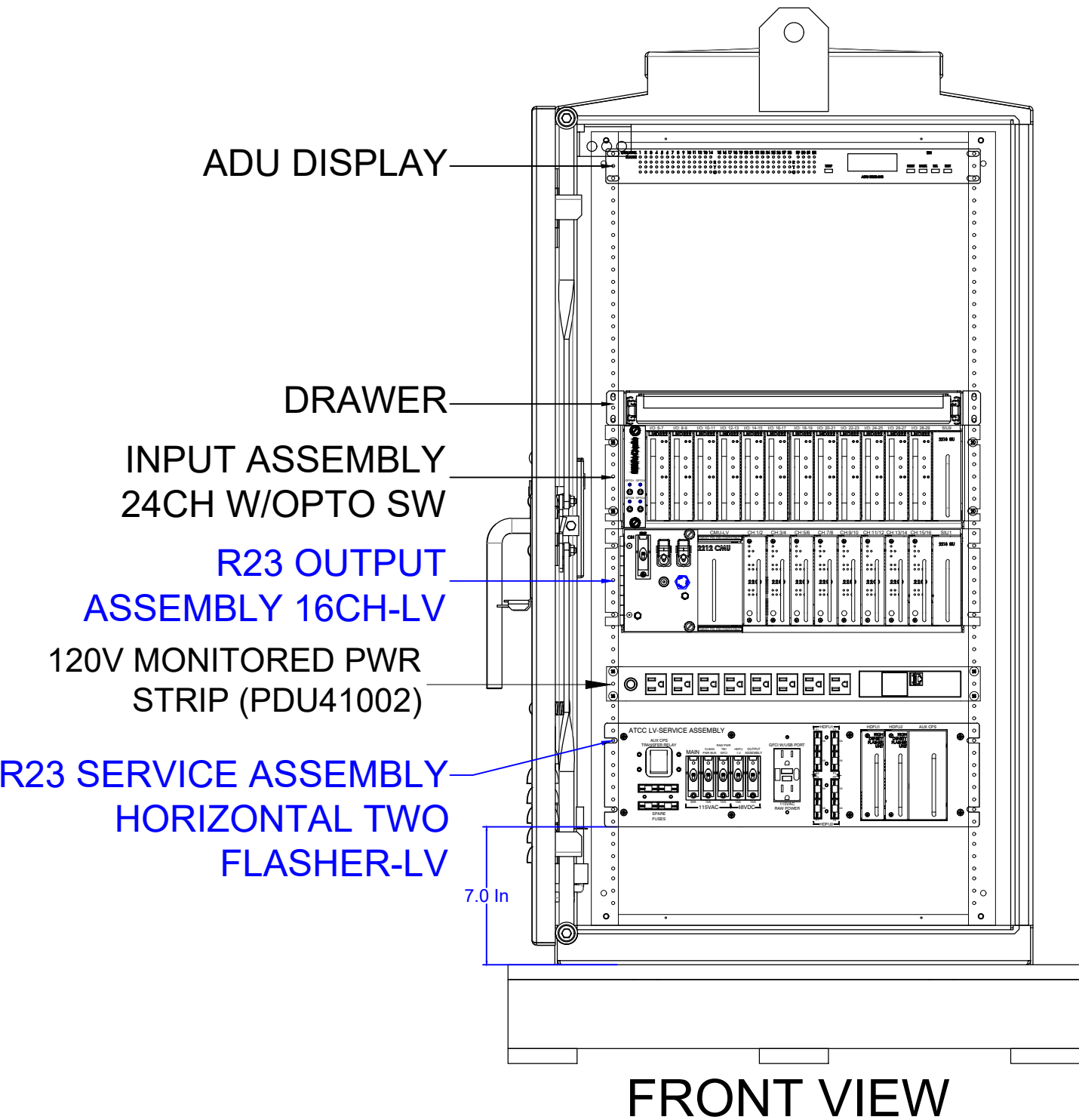


Copyright © 2023 McCain Inc. All rights reserved. No part of these pages, either text or image may be used for any purpose other than personal use. Therefore, reproduction, modification, storage in a retrieval system or retransmission, in any form or by any means, for reasons other than personal use, is strictly prohibited without prior written permission.

DESIGNER	E. OSUNA	DATE	12/11/2023	SCALE		DATE		 356i ATC CABINET
REV	12/11/2023	BY	EQ					
REV	X1	DATE	12/11/2023	BY				P-COATED R23 OA-16CH,FOTA-16CH/IA/R23 FITA24CH
REV	D	DATE		SCALE	NONE	REV NUMBER	MXXXXX	REV
					3 OF 3			X1
December 11, 2023, 5:05 PM								

MXXXXX-SC

356i ATCC-LV NEBRASKA R23 OA16CH FOTA16CH IA24CH
R23 FITA24CH, R23 SA TWO FLASHER-LV, 120V MONITOR PDU,
P-COAD FEDERAL 595C #17178
(UPDATED 12/12/2023)



R&S® PDU4002 POWER DISTRIBUTION UNIT



Product Brochure
Version 01.00

ROHDE & SCHWARZ

Make ideas real



AT A GLANCE

The R&S®PDU4002 is a 19" power distribution unit, which provides the AC and DC mains power supply to all devices mounted in the 19" rack. Owing to the phase allocation variability, there are several R&S®PDU4002 models.

General description

The implemented rack devices are protected by circuit breakers on all poles. The assigned circuit breakers of the R&S®PDU4002 can be used either for AC or DC power. For this purpose, there are 12 double-pole slots. 10 of these slots can be configured freely.

It is essential to choose the values of the circuit breakers according to the requirements of your application. The following options are available:

Slot	Circuit breaker options
Variable slots	
F2, F3, F6 to F8	max. 10 A, 110 V to 240 V AC, 50 Hz to 60 Hz
F4, F5, F9	max. 16 A, 110 V to 240 V AC, 50 Hz to 60 Hz
F11, F12	max. 25 A, 24 V to 28 V DC
Predefined slots	
F1 (ACH)	max. 6 A, 110 V to 240 V AC, 50 Hz to 60 Hz
F10 (UPS)	max. 16 A, 110 V to 240 V AC, 50 Hz to 60 Hz

Input X9 and output X19 are reserved for the uninterruptible power supply (UPS). The UPS is a separate electric circuit which cannot be disconnected via switch S1.

One of the units integrated in the R&S®PDU4002 is the power fail detection unit (PFDU). The PFDU manages device functions such as tracing the input power level or monitoring the status of the circuit breakers. This data is accessible via Ethernet port X50 on the rear panel.

Model overview

Owing to the phase allocation variability, several R&S®PDU4002 models are provided, as shown in the ordering information. Model .02 is regarded as the basic version. Corresponding phase allocation and bridge holding yield models .03 and .04. Model .12 is identical to model .02, except that the internal PFDU is primarily supplied by the mains instead of the anti-condensation heater (ACH) supply.



R&S®PDU4002 front panel

Rear panel interfaces

Description	Labeling	Voltage	Current	Connector type
AC mains and ACH input	X1	110 V/240 V AC	max. 35 A	6-pin plus PE pin
DC input	X3	+19 V/+32 V DC	max. 35 A	D-Sub 7W3P
UPS input	X19	110 V/240 V AC	max. 16 A	IEC 60320 C20
AC outputs	X10 to X12, X15 to X17	110 V/240 V AC	max. 10 A	IEC 60320 C13
AC outputs	X13, X14, X18, X19	110 V/240 V AC	max. 16 A	IEC 60320 C19
DC outputs	X30, X31	+19 V/+32 V DC	max. 25 A	D-Sub 7W3S
Ethernet interface	X50			8-pin RJ-45



R&S®PDU4002 rear panel

SPECIFICATIONS IN BRIEF

Specifications in brief

Environmental data

Climatic environmental simulation

Temperature		in line with EN60068-2-1/2
	operating temperature range	-20°C to +55°C
	storage temperature range	-40°C to +70°C
Damp heat		+30°C to +55°C ≤ 95% rel. humidity, in line with EN60068-2-30

Mechanical environmental tests

Vibration	sinusoidal	1.5 mm to 0.15 mm double amplitude, 4.50 Hz, test period: 40 min on each of 3 axes, in line with MIL-STD-167-1, type 1
	random	shipboard random vibration exposure, 4 Hz to 100 Hz at 0.03 g ² /Hz, test period: 40 min on each of 3 axes, in line with MIL-STD-810F, method 514.5
Shock resistance		45 Hz crossover frequency, 40 g, 15 ms to 23 ms, 2 × 3 shocks per main axis (pos./neg.), in line with: ▶ MIL-STD-810F, method 516.5, procedure I ▶ EN 60068-2-27

EMC		in line with: ▶ EN 55022:2010 ▶ ETSI EN 301 489-1 V2.1.1 (2017-02) R&TTE Article 3(1) (b) ▶ ETSI EN 301 489-22 V1.3.1 (2003-11) R&TTE Article 3(1) (b) ▶ EN 61000-3-2:2006 + A1:2009 + A2:2009 ▶ EN 61000-3-3:2008
Electrical safety		EN 60950-1, EN 50514, EN 62368-1
Protection class		▶ IP32 (front panel only) ▶ IP20 (rest of device) in line with IEC 60529

Mechanical data

Dimensions	W × D × H, depth: distance between front panel and rear panel	482 mm × 356 mm × 88 mm (2 HU), 19 in × 14 in × 3.5 in
Weight		6.3 kg (13.9 lb)

ORDERING INFORMATION

Designation	Type	Order No.
Power distribution unit, 2 HU, power feed L1/L2 or L1/N	R&S®PDU4002	6179.0899.02
Power distribution unit, 2 HU, power feed L1/L2/L3	R&S®PDU4002	6179.0899.03
Power distribution unit, 2 HU, power feed L1/L2/L3/N	R&S®PDU4002	6179.0899.04
Power distribution unit, 2 HU, power feed L1/L2 or L1/N, power fail detection unit (PFDU) primarily supplied by mains	R&S®PDU4002	6179.0899.12

Your local Rohde & Schwarz expert will help you find the best solution for your requirements.

To find your nearest Rohde & Schwarz representative, visit www.sales.rohde-schwarz.com

Service that adds value

- ▶ Worldwide
- ▶ Local and personalized
- ▶ Customized and flexible
- ▶ Uncompromising quality
- ▶ Long-term dependability

Rohde & Schwarz

The Rohde & Schwarz technology group is among the trail-blazers when it comes to paving the way for a safer and connected world with its leading solutions in test & measurement, technology systems and networks & cybersecurity. Founded more than 85 years ago, the group is a reliable partner for industry and government customers around the globe. The independent company is headquartered in Munich, Germany and has an extensive sales and service network with locations in more than 70 countries.

www.rohde-schwarz.com

Sustainable product design

- ▶ Environmental compatibility and eco-footprint
- ▶ Energy efficiency and low emissions
- ▶ Longevity and optimized total cost of ownership

Certified Quality Management
ISO 9001

Certified Environmental Management
ISO 14001

Certified Quality Management
AQAP-2110

Rohde & Schwarz training

www.training.rohde-schwarz.com

Rohde & Schwarz customer support

www.rohde-schwarz.com/support



Certificate Of Completion

Envelope Id: D8FCAE81-5D02-44DB-B3AC-799715DE94F3	Status: Completed
Subject: Complete with Docusign: 15926 CC - Contract & Amendment - ready for NDOT signature.pdf	
Source Envelope:	
Document Pages: 117	Signatures: 2
Certificate Pages: 1	Initials: 1
AutoNav: Enabled	Envelope Originator:
Envelopeld Stamping: Enabled	Sarah Falk
Time Zone: (UTC-06:00) Central Time (US & Canada)	1500 Hwy 2
	Lincoln, NE 68502
	Sarah.Falk@nebraska.gov
	IP Address: 164.119.5.8

Record Tracking

Status: Original	Holder: Sarah Falk	Location: DocuSign
1/2/2026 4:07:32 PM	Sarah.Falk@nebraska.gov	

Signer Events

Rita Kucera
 rita.kucera@nebraska.gov
 NDOT Materiel Administrator
 Security Level: Email, Account Authentication (None)

Signature

Signed by:

 97519D62FFCF460...
 Signature Adoption: Pre-selected Style
 Using IP Address: 164.119.5.222

Timestamp

Sent: 1/2/2026 4:09:34 PM
 Viewed: 1/5/2026 3:05:57 PM
 Signed: 1/6/2026 8:13:46 AM

Electronic Record and Signature Disclosure:
 Not Offered via Docusign

In Person Signer Events	Signature	Timestamp
Editor Delivery Events	Status	Timestamp
Agent Delivery Events	Status	Timestamp
Intermediary Delivery Events	Status	Timestamp
Certified Delivery Events	Status	Timestamp
Carbon Copy Events	Status	Timestamp
Witness Events	Signature	Timestamp
Notary Events	Signature	Timestamp
Envelope Summary Events	Status	Timestamps
Envelope Sent	Hashed/Encrypted	1/2/2026 4:09:34 PM
Certified Delivered	Security Checked	1/5/2026 3:05:57 PM
Signing Complete	Security Checked	1/6/2026 8:13:46 AM
Completed	Security Checked	1/6/2026 8:13:46 AM
Payment Events	Status	Timestamps