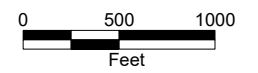
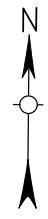


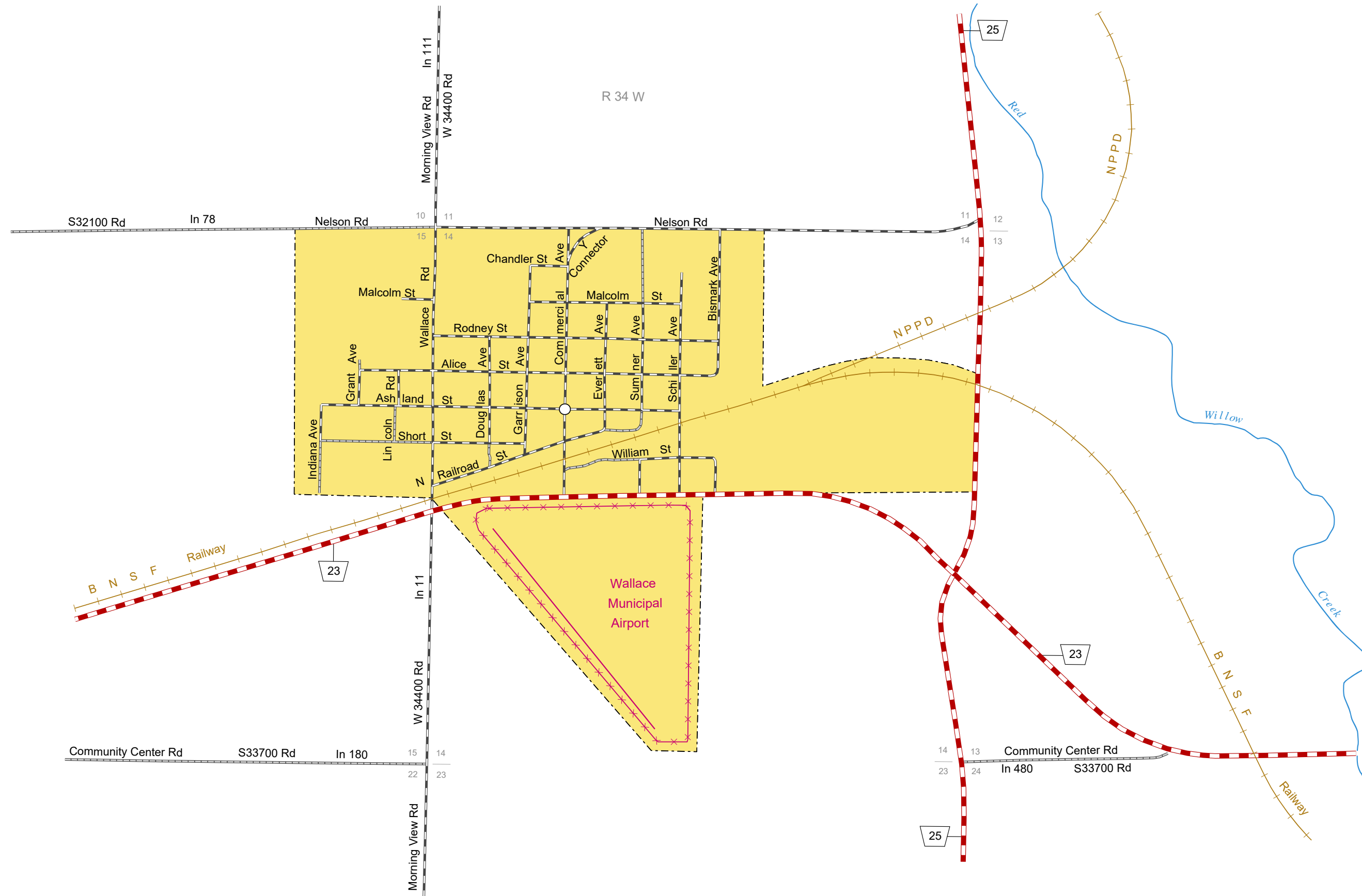
# WALLACE

LINCOLN COUNTY  
NEBRASKA  
POPULATION 366  
2017



- STATE HIGHWAYS**
- Interstate Highway
  - Divided Highway
  - Multiple Lane Undivided Highway
  - Concrete/Brick Surface
  - Asphalt/Bituminous Surface
  - Gravel or Crushed Rock
- CITY STREETS AND COUNTY ROADS**
- Divided Street
  - Concrete/Brick Surface
  - Asphalt/Bituminous Surface
  - Gravel or Crushed Rock
  - Unimproved
  - Primitive
  - Interstate Numbered Route
  - U.S. Numbered Route
  - State Numbered Route
  - State Numbered Spur
  - State Numbered Link
  - Main St Street Name
  - County Seat
  - City Center
  - Corporate Limits

T 10 N



This map is to be used for information only and is not intended to show ownership or to be definitive on which roads are public under Nebraska Law. The Nebraska Department of Transportation makes no warranties, guarantees or representations for the accuracy of this information and assumes no liability for errors or omissions. Any inconsistencies should be reported to NDOT.