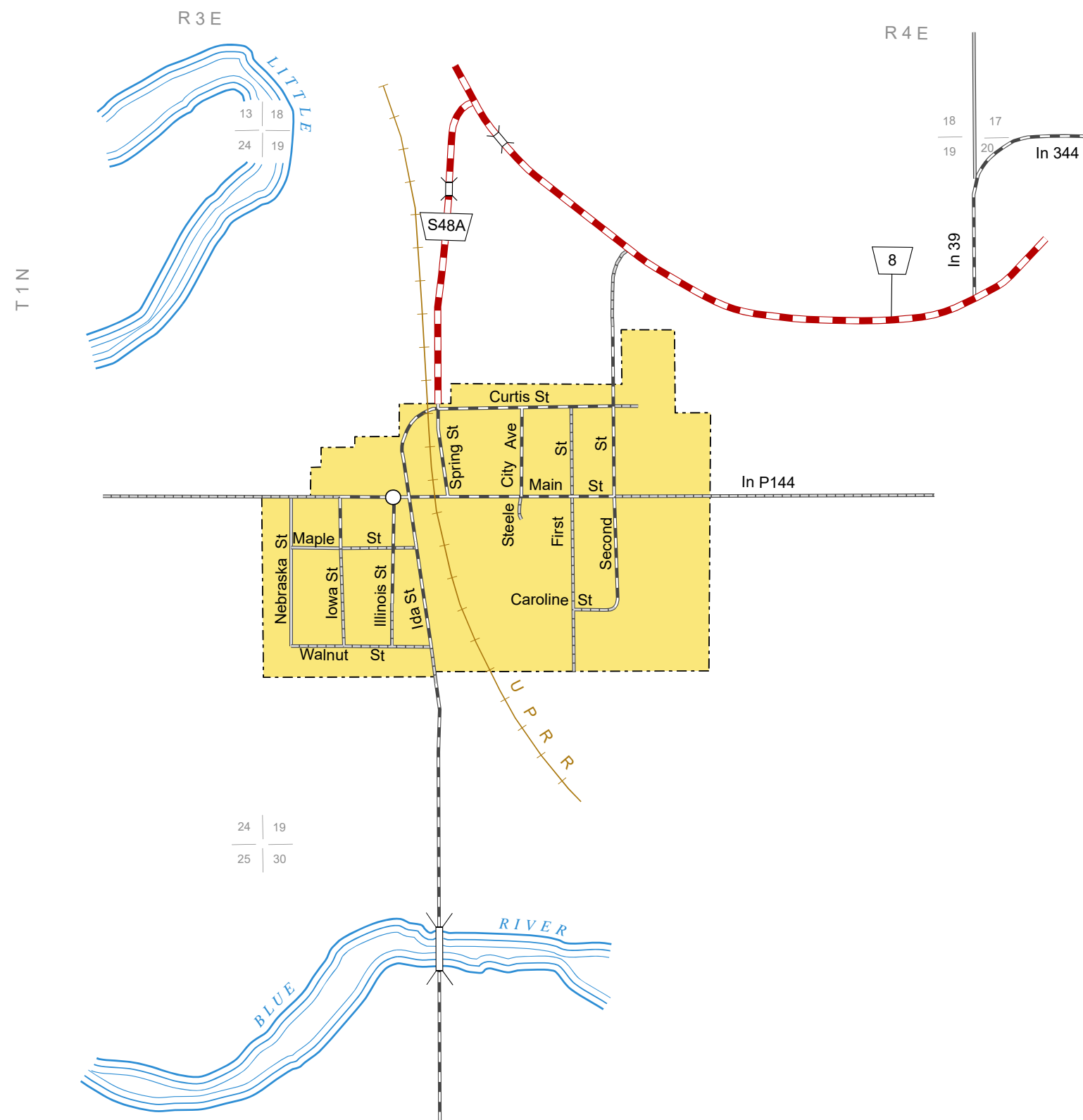
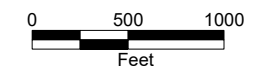
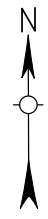


STEELE CITY

JEFFERSON COUNTY
NEBRASKA
POPULATION 61
2017



- STATE HIGHWAYS**
- Interstate Highway
 - Divided Highway
 - Multiple Lane Undivided Highway
 - Concrete/Brick Surface
 - Asphalt/Bituminous Surface
 - Gravel or Crushed Rock
- CITY STREETS AND COUNTY ROADS**
- Divided Street
 - Concrete/Brick Surface
 - Asphalt/Bituminous Surface
 - Gravel or Crushed Rock
 - Unimproved
 - Primitive
 - Interstate Numbered Route
 - U.S. Numbered Route
 - State Numbered Route
 - State Numbered Spur
 - State Numbered Link
 - Street Name
 - County Seat
 - City Center
 - Corporate Limits

NEBRASKA
Good Life. Great Journey.
DEPARTMENT OF TRANSPORTATION