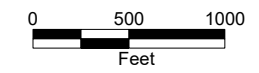
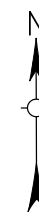


SHICKLEY

FILLMORE COUNTY
NEBRASKA
POPULATION 341
2017

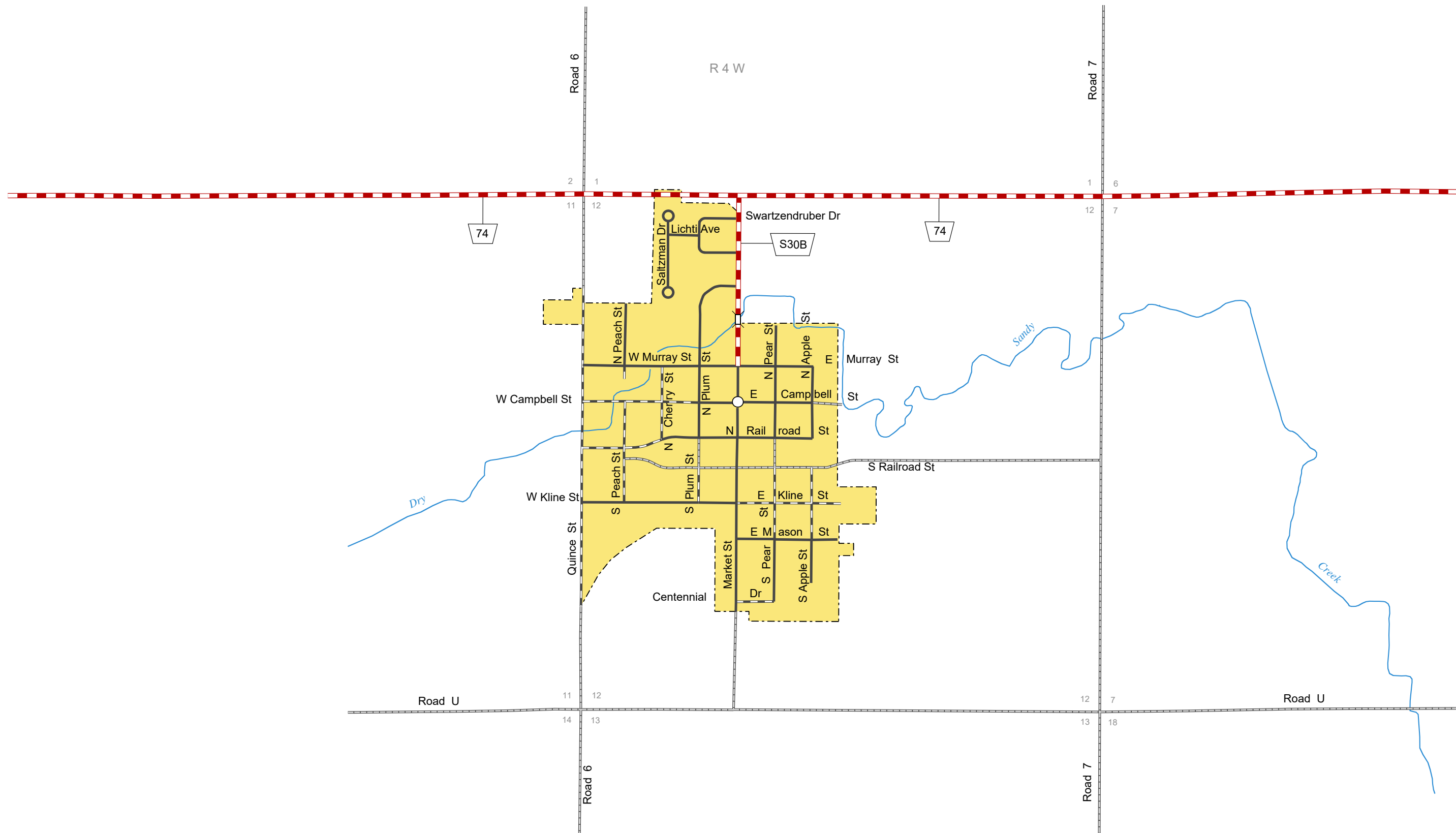


STATE HIGHWAYS

- Interstate Highway
- Divided Highway
- Multiple Lane Undivided Highway
- Concrete/Brick Surface
- Asphalt/Bituminous Surface
- Gravel or Crushed Rock

CITY STREETS AND COUNTY ROADS

- Divided Street
- Concrete/Brick Surface
- Asphalt/Bituminous Surface
- Gravel or Crushed Rock
- Unimproved
- Primitive
- Interstate Numbered Route
- U.S. Numbered Route
- State Numbered Route
- State Numbered Spur
- State Numbered Link
- Main St Street Name
- County Seat
- City Center
- Corporate Limits



NEBRASKA

Good Life. Great Journey.

DEPARTMENT OF TRANSPORTATION