









Investigator's Motor Vehicle Crash Report Form Guide

Which form do I use?

Form numbers are located at the bottom left side of each form.

Crash Type	Form Needed					
	General Crash Data	Continuation	Vehicle Continuation	Heavy Truck/Bus	Non-Motorist	Fatal
	40	40a	40VC	174	178	179
 1 vehicle	X					
 1 vehicle crash involving a heavy truck/bus	X			X		
 1 vehicle involving a pedestrian or bicycle	X				X	
 1 vehicle crash resulting in a fatality	X					X
 Multiple vehicle crash	X		1 form for each additional vehicle			
 Multiple vehicle crash involving at least 1 heavy truck/bus	X		1 form for each additional vehicle			
 Multiple vehicle crash resulting in a fatality	X		1 form for each additional vehicle	X		X
 Additional crash description, more than 2 damaged objects, or more than 2 witnesses	X	X				