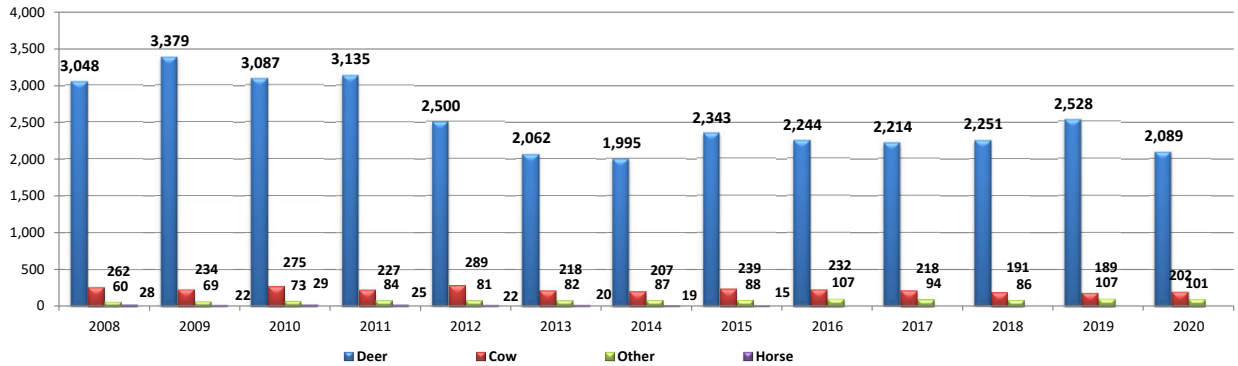


**Nebraska
Animal/Motor Vehicle Crashes by Type
2008 - 2020**



Nebraska Animal/Motor Vehicle Crashes by Type

	Deer	Cow	Other	Horse	Total
2008	3,048	262	60	28	3,398
2009	3,379	234	69	22	3,704
2010	3,087	275	73	29	3,464
2011	3,135	227	84	25	3,471
2012	2,500	289	81	22	2,892
2013	2,062	218	82	20	2,382
2014	1,995	207	87	19	2,308
2015	2,343	239	88	15	2,685
2016	2,244	232	107	24	2,607
2017	2,214	218	94	14	2,540
2018	2,251	191	86	15	2,543
2019	2,528	189	107	13	2,837
2020	2,089	202	101	10	2,402

*Property Damage Only (PDO) threshold increased from \$500 to \$1,000 in 2004

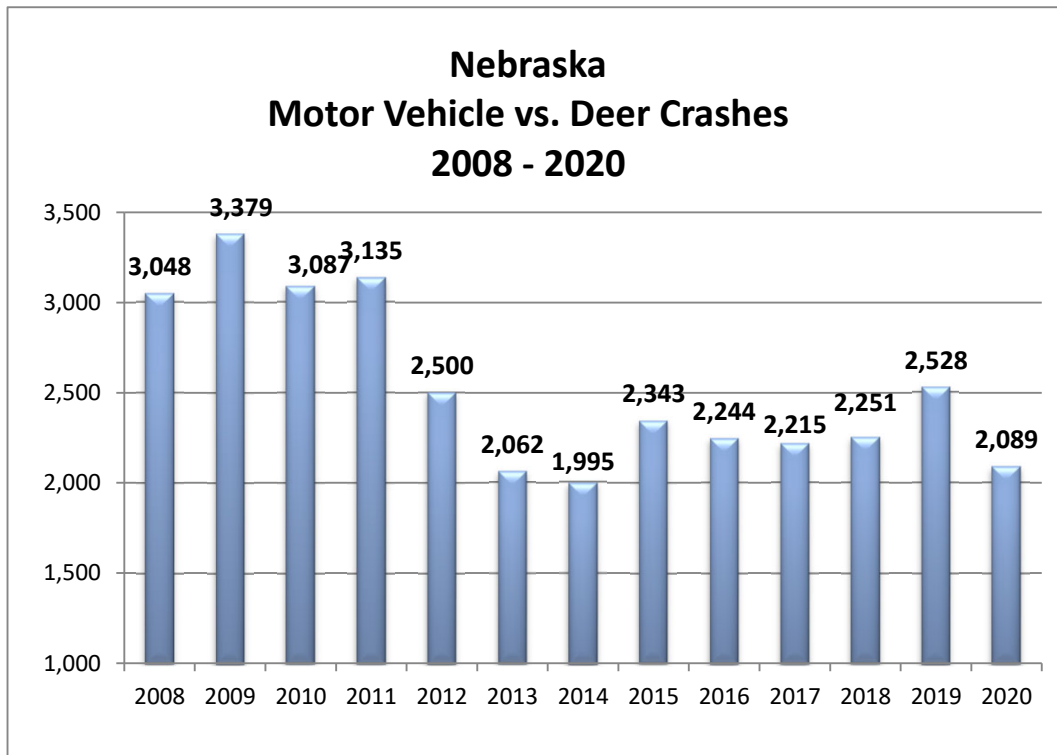
Includes: Fatal, A - Injury = Disabling injury

B - Injury = Visible, but not disabling injury

C - Injury = Possible injury and Property Damage Only (PDO)

Provided by: NDOT Highway Safety Office, PO Box 94612, Lincoln, NE 68509

Revised: May 6, 2021



Nebraska Motor Vehicle vs. Deer Crashes

	Fatal	Injury A	Injury B	Injury C	PDO	Total
2008	3	25	83	101	2,836	3,048
2009	1	26	65	105	3,182	3,379
2010	2	23	62	85	2,915	3,087
2011	3	22	72	112	2,926	3,135
2012	1	22	60	81	2,336	2,500
2013	1	10	47	72	1,932	2,062
2014	1	12	39	67	1,876	1,995
2015	2	18	46	86	2,191	2,343
2016	0	8	55	107	2,074	2,244
2017	2	15	57	95	2,046	2,215
2018	2	15	51	98	2,085	2,251
2019	0	17	72	97	2,342	2,528
2020	2	5	49	92	1,941	2,089

*Property Damage Only (PDO) threshold increased from \$500 to \$1,000 in 2004

Injury A - Disabling Injury

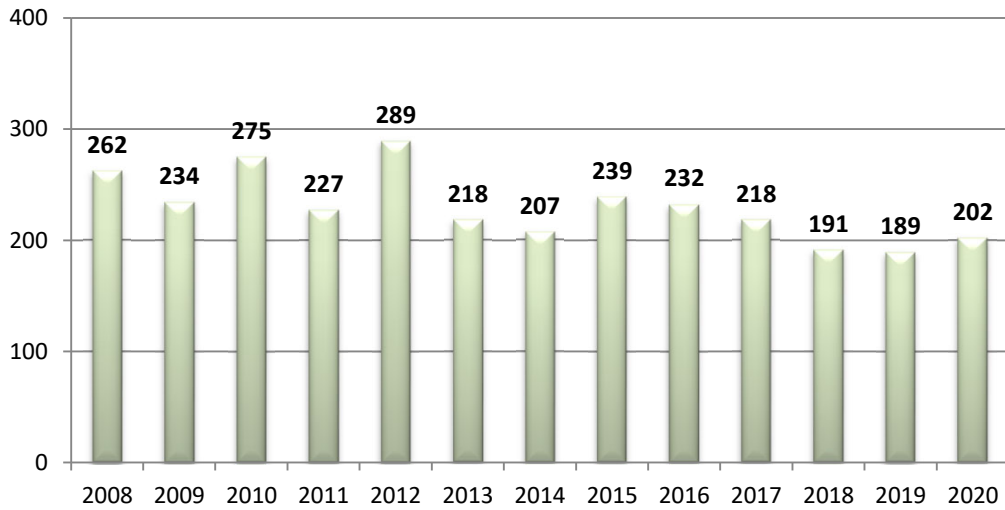
Injury B - Visible, but not disabling injury

Injury C - Possible Injury

Provided by: NDOT Highway Safety Office, PO Box 94612, Lincoln, NE 68509

Revised: May 6, 2021

Nebraska Motor Vehicle vs. Cow Crashes 2008 - 2020



Nebraska Motor Vehicle vs. Cow Crashes

	Fatal	Injury A	Injury B	Injury C	PDO	Total
2008	0	2	16	25	219	262
2009	0	5	12	17	200	234
2010	0	3	12	22	238	275
2011	0	7	18	20	182	227
2012	2	2	23	31	231	289
2013	0	3	9	23	183	218
2014	0	3	9	21	174	207
2015	1	1	12	15	210	239
2016	0	4	12	29	187	232
2017	0	2	11	23	182	218
2018	0	2	9	23	157	191
2019	1	0	12	26	150	189
2020	1	3	17	23	158	202

*Property Damage Only (PDO) threshold increased from \$500 to \$1,000 in 2004

Injury A - Disabling Injury

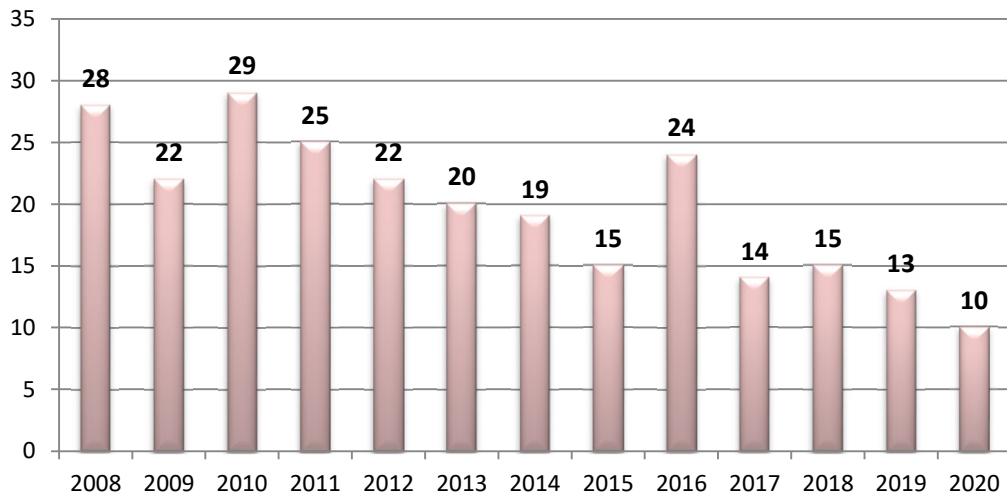
Injury B - Visible, but not disabling injury

Injury C - Possible Injury

Provided by: NDOT Highway Safety Office, PO Box 94612, Lincoln, NE 68509

Revised: May 6, 2021

Nebraska Motor Vehicle vs. Horse Crashes 2008 - 2020



Nebraska Motor Vehicle vs. Horse Crashes

	Fatal	Injury A	Injury B	Injury C	PDO	Total
2008	0	1	4	4	19	28
2009	0	2	3	3	14	22
2010	0	1	2	6	20	29
2011	0	0	0	2	23	25
2012	0	0	2	4	16	22
2013	0	1	1	1	17	20
2014	0	0	3	1	15	19
2015	0	0	2	0	13	15
2016	0	0	1	1	22	24
2017	1	1	0	3	9	14
2018	0	0	1	1	13	15
2019	0	1	1	4	7	13
2020	0	0	1	0	9	10

*Property Damage Only (PDO) threshold increased from \$500 to \$1,000 in 2004

Injury A - Disabling Injury

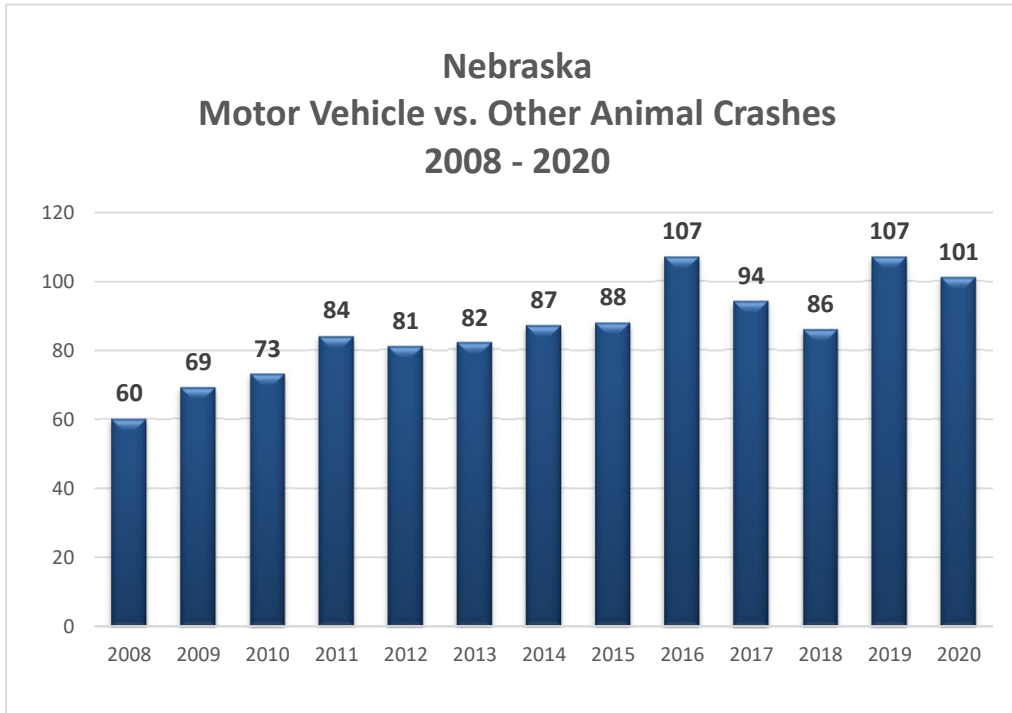
Injury B - Visible, but not disabling injury

Injury C - Possible Injury

Provided by: NDOT Highway Safety Office, PO Box 94612, Lincoln, NE 68509

Revised: May 6, 2021

Nebraska Motor Vehicle vs. Other Animal Crashes 2008 - 2020



Nebraska Motor Vehicle vs. Other Animal Crashes

	Fatal	Injury A	Injury B	Injury C	PDO	Total
2008	0	6	2	2	50	60
2009	0	4	5	1	59	69
2010	0	2	1	5	65	73
2011	1	2	4	5	72	84
2012	0	0	6	4	71	81
2013	0	1	5	7	69	82
2014	0	2	2	2	81	87
2015	0	4	5	1	78	88
2016	0	1	4	2	100	107
2017	0	2	4	3	85	94
2018	0	3	4	0	79	86
2019	0	3	6	6	92	107
2020	0	0	1	3	97	101

*Property Damage Only (PDO) threshold increased from \$500 to \$1,000 in 2004

Deer, Horse, and Cow Crashes are Excluded

Injury A - Disabling Injury

Injury B - Visible, but not disabling injury

Injury C - Possible Injury

Provided by: NDOT Highway Safety Office, PO Box 94612, Lincoln, NE 68509

Revised: May 6, 2021